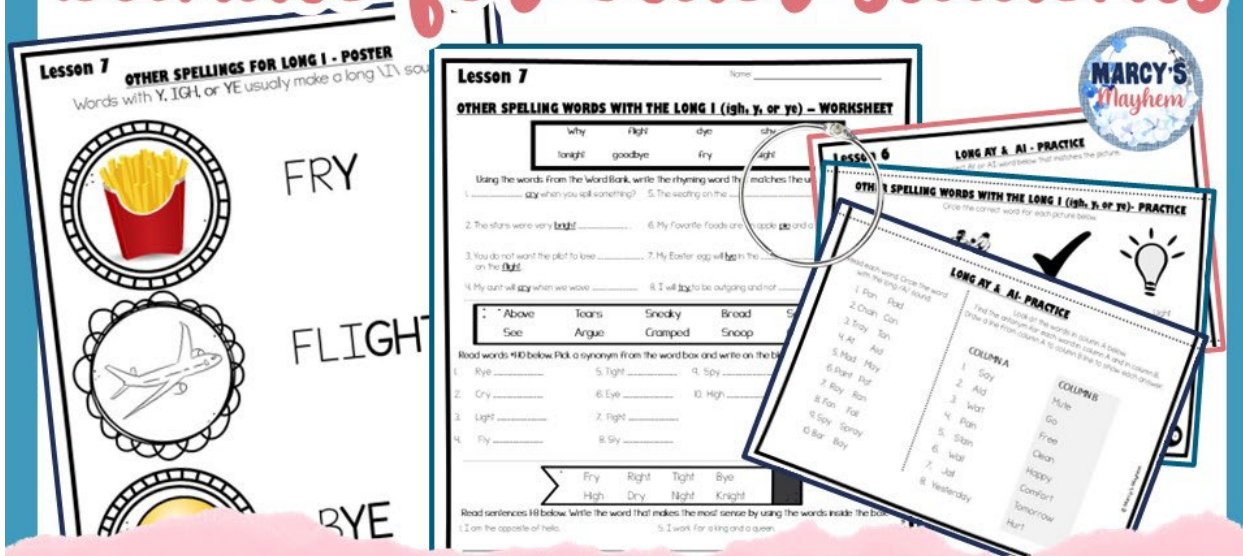


# PHONICS

bundle for older students



40 DIFFERENT PHONICS SKILLS INCLUDED-No Prep practice  
Use with upper elementary students to teach or  
reteach phonics skills  
Perfect for Small Groups!- Best-Selling Resource

Looking for a fun and effective way to teach phonics to your 3rd-5th graders with engaging posters, interactive practice pages, word searches, coloring sheets, and worksheets that save you time and boost student success?

Included inside:

Each page includes age-appropriate practice for students who need to be taught or retaught a phonics skill.

- ❁ 40 Phonic Skills posters
- ❁ 63 Practice Pages that reinforce each of the phonics lessons taught.
- ❁ over 40 Phonics worksheets - **Can be graded**
- ❁ 40-word searches (**FREE BONUS FILE**)
- ❁ 40 coloring pages (**FREE BONUS FILE**)
- ❁ Answer keys
- ❁ Table of Contents
- ❁ Binder covers and dividers

# Look what is included inside!

**Transform** your phonics lessons with this engaging bundle tailored for 3rd-5th grade students! Packed with colorful posters, interactive practice pages, word searches, fun coloring sheets, and worksheets, this resource makes building foundational skills exciting and effective—perfect for busy teachers who want to save time and see results.



**This BUNDLE includes:**

- 1. 40 Posters**
- 2. 80 Practice Pages**
- 3. 40 Coloring Sheets**
- 4. 40 Word Searches**
- 5. 40 Worksheets**

**There are multiple ways to check and see if your students understand each skill!**

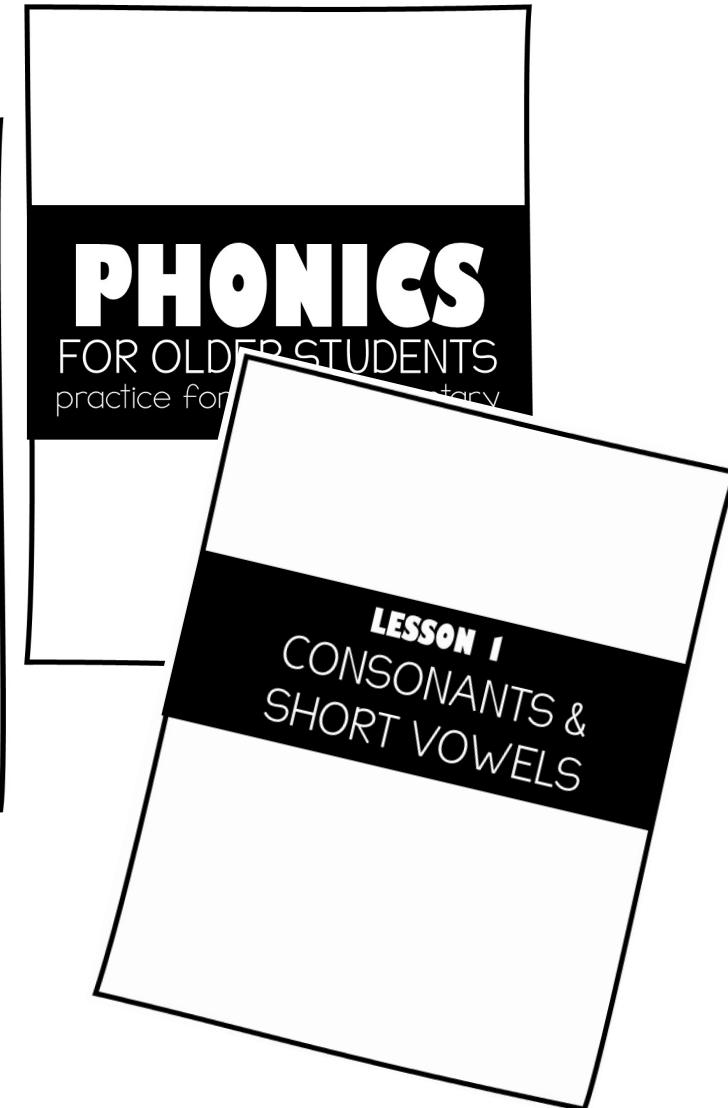
# How to use this resource

**STEP 1: CREATE PHONICS BINDER- TABLE OF CONTENTS AND DIVIDERS INCLUDED!**



TABLE OF CONTENTS		
Lesson 1	Consonants & Short Vowel	1-3
Lesson 2	Long Vowels CVe words with A	4-6
Lesson 3	Long Vowels CVe words with I	7-9
Lesson 4	Long Vowels CVe words with O	10-12
Lesson 5	Long Vowels CVe words with U	13-15
Lesson 6	Long AI and AY	16-18
Lesson 7	More spellings for Long I	19-21
Lesson 8	Long Vowel E words	22-24
Lesson 9	Other Spellings for Long E	25-27
Lesson 10	Long Vowels CVe words with O	28-30
Lesson 11	Other Spellings for Long O	31-33
Lesson 12	Other Spellings for Long U	34-36
Lesson 13	R- Controlled Vowels	37-39
Lesson 14	Vowel Sounds OI/OY and OU/OW	40-42
Lesson 15	Vowel Sounds of OO	43-45
Lesson 16	More Vowel Pairing Sounds	46-49
Lesson 17	Consonant Blends with S	50-52
Lesson 18	Consonant R Blends	53-55
Lesson 19	Blends with L	56-58
Lesson 20	Three Letter Blends	59-61
Lesson 21	Final Consonant Blends	62-64
Lesson 22	Double Consonants	65-67
Lesson 23	Consonant Digraph	68-70
Lesson 24	Other Consonant Digraphs	71-73
Lesson 25	Silent Consonants	74-76

**\*Answer keys in the back**



## STEP 2: PRINT PHONICS SKILLS POSTERS AND INTRODUCE OR RETEACH THE SKILL




Each Poster Includes:  
(40 Posters Inside)

- Phonics Rule
- Correct Spelling
- Several examples with pictures

Directions are included to print in two sizes:


8.5" x 11"  
17" x 22"



**Fantastic visuals for kids!**

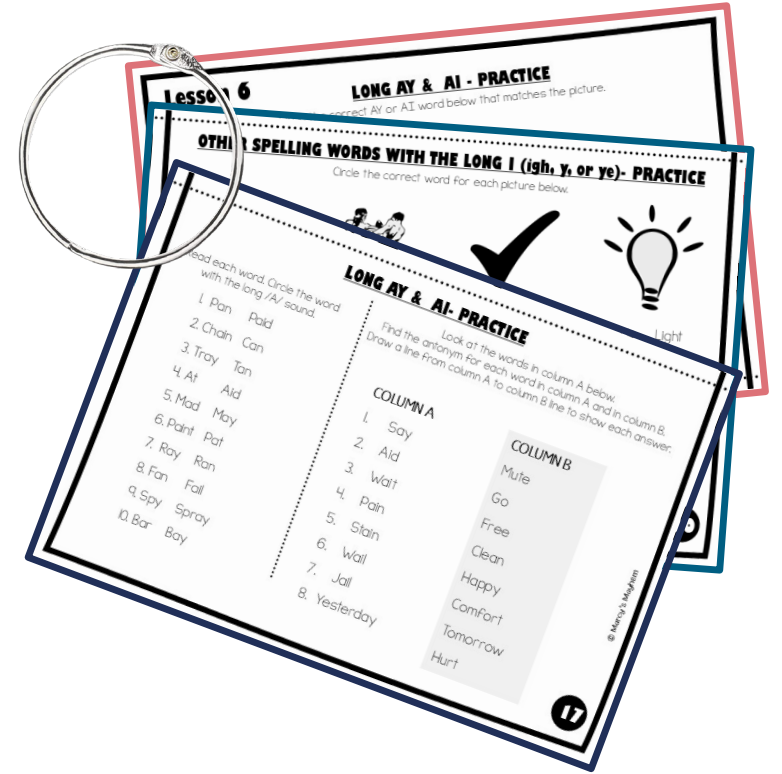
**Keep them in a central location for students to refer to throughout the school year.**

**STEP 3:** Use the practice pages to see which students understand the skill and which students need additional practice.



### Ideas on how to use:

- ✓ Cut in Half on the line provided.
- ✓ Fantastic for whole groups, small groups, centers, early finishers, and tutoring.
- ✓ Or laminate the pages and place them on a ring. Students can use a dry-erase marker



80 Practice Pages inside!

# STEP 4: Continue learning by completing word searches and coloring sheets

These pages are perfect for:

✓ Morning Work

✓ Early Finishers- Busy Work

✓ Complete in a center or a rotation

✓ Homework /Summer Break

✓ Tutoring Practice

**BEGINNING & ENDING CONSONANTS WORD SEARCH**  
 Directions: Use the word bank below to locate the words in the word search. On the left side of the word bank, underline the beginning consonant. On the right side of the word bank, underline the ending consonant.

**CONSONANTS & SHORT VOWELS WORD SEARCH**  
 Directions: Use the word bank below to locate the words in the word search. Use the color code tracker to color code the words by short vowel sound.

**BEGINNING & ENDING CONSONANTS COLORING PAGES**  
 Directions: Look at each of the pictures below. Label each picture using the word bank inside the coloring page. Then, color the pictures correctly using the key.

**BEGINNING & ENDING CONSONANTS COLORING PAGES**  
 Directions: Look at each of the pictures below. Label each picture using the word bank inside the coloring page. Then, color the pictures correctly using the key.

**WORD BANK**  
 Hippo Fan March Heart Feather  
 Key Great Flag Mustard Kite Grass  
 Weeds Bug Farm Weather Bottle

**WORD BANK**  
 Pop Wig Pen Bus Cat  
 Mop Dot Zip Pup Kid  
 Jam Fan Ten Pen Bun

**KEY**  
 RED: Color all the pictures that begin with the letter "B" red.  
 GREEN: Color all the pictures that begin with the letter "M" green.  
 BLUE: Color all pictures that end with the letter "M" blue.  
 PURPLE: Color all pictures that end with the letter "G" purple.

**KEY**  
 RED: Color all the pictures that begin with the letter "B" red.  
 GREEN: Color all the pictures that begin with the letter "M" green.  
 BLUE: Color all pictures that end with the letter "M" blue.  
 PURPLE: Color all pictures that end with the letter "G" purple.

**WORD BANK:**  
 Basketball Pig  
 Mushroom Farm  
 Drum Magnet  
 Flag Egg  
 Bird Pig  
 Mountain Banana

40 Word Searches & 40 Coloring Sheets

# STEP 5: Complete a worksheet and check for understanding.

USE AS A GRADE

REINFORCE THE PHONICS SKILL WITH ADDITIONAL PRACTICE

ALL ANSWER KEY INSIDE

**Lesson 2**  
**LONG VOWEL CVcE WORDS WITH A- WORKSHEET**

Using the words from the Word Bank, write the rhyming word that matches the underlined word.

game	tape	wave	race	make
pane	late	haze	cake	mane

1. My date is very \_\_\_\_\_  
2. I tie my shoe lace at the \_\_\_\_\_  
3. I fixed the cape with \_\_\_\_\_  
4. The \_\_\_\_\_ horse is for sale.

5. I will make a \_\_\_\_\_  
6. I like to play the game \_\_\_\_\_  
7. The \_\_\_\_\_ rushed water into the cape \_\_\_\_\_  
8. I couldn't see through the \_\_\_\_\_ in the cape \_\_\_\_\_

Word Bank: Deal, Buddy, Star, Get, Gentle, No fear, Review, Gather

Read words 1-8 below. Pick a synonym from the word box and write on the blank space beside the word.

1. Mate _____	5. Tone _____
2. Take _____	6. Brave _____
3. Sale _____	7. Fame _____
4. Role _____	8. Rate _____

Word Box: vase, mane, game, wave, sole, tame, cake, rake, pane, cage

Read sentences 1-8 below. Write the word that represents each sentence using the words inside the box.

1. Kids play me.	5. I pick up leaves in the fall.
2. You put flowers inside me.	6. Opposite of wild.
3. When something is cheaper than normal.	7. You eat me at birthday parties.
4. Could hold an animal.	8. Found at the beach.

**Ending Blends RT, PT, RD, RK & SP**

Name: \_\_\_\_\_ **Lesson 5**

**ENDING BLENDS PRACTICE**

Read the postcard below. Choose the ending blend in parentheses that best completes each word and write it on the line.

Dear Ava,

I hope that you will acce\_\_\_\_(pt,sp) my apologies for taking so long to write. I have a lot to repa\_\_\_\_(rk,rt) about my vacation. When we arrived at the island, we were able to go swimming with sha\_\_\_\_s.(pt,rk) which was incredible. Despite what you may have hea\_\_\_\_(rd,rt), they did not bother us at all, plus we were in a protective cage. We have played my favorite spra\_\_\_\_(rk,rt) on the beach, and I have the winning reco\_\_\_\_(rd,sp) in volleyball as of now. I can not wait to gra\_\_\_\_(sp,rk) the winning trophy when we play the championship this coming weekend. I hope that I did not hu\_\_\_\_(pt,rt) your feelings by not writing sooner. I promise to be prom\_\_\_\_(pt,rt) in letting you know more about my vacation soon, and I will also let you know if I win an awa\_\_\_\_(rk,rd)

Mario Smith  
123 Beach Rd.  
Sand Town, CA 01897

Talk soon, Mario

P.S. I picked up some great artwa\_\_\_\_(sp,rk) and a minisk\_\_\_\_(pt,rt) as a present for you.

Underline the ending blends in the words below. Then draw a line to each word with another word that ends with the same blend.

1. Outsmart	Award
2. Outsept	Homework
3. Toward	Crisp
4. Firework	Adopt
5. Clasp	Support
6. Manuscript	
7. Teleport	
8. Receipt	

**Hard & Soft c & G**

**HARD & SOFT C AND G PRACTICE**

Lesson 2

Write the word from the box that matches each clue. Write if the word has a hard or soft C or G sound on the line next to the clue.

**HARD & SOFT C OR G?**

1. A large African ape.  
2. A sea creature with sharp claws.  
3. A country with pyramids.  
4. A fruit that is used to make jelly.  
5. This is used to run a car.  
6. A place where many people live.  
7. A large cat with orange and black stripes.  
8. When there is more than one mouse.

Read the pair of words below. Circle the sound that you hear in both of the words.

1. guide gaze	HARD G	SOFT G
2. cinder cinnamon	HARD C	SOFT C
3. camel cuff	HARD C	SOFT C
4. glass good	HARD G	SOFT G
5. rice space	HARD C	SOFT C
6. danger germ	HARD G	SOFT G
7. price recess	HARD C	SOFT C
8. gas foggy	HARD G	SOFT G

40 Worksheets inside!



CLICK ANY OF THE COVERS BELOW TO SEE MORE [PHONICS PRACTICE](#)



INCLUDED IN THIS BUNDLE ▼

**PHONICS**  
READING INTERVENTION ACTIVITIES

POSTERS  
PRACTICE PAGES  
WORKSHEETS  
ASSESSMENTS  
ANSWER KEYS

**PHONICS**  
FOR OLDER STUDENTS  
practice for upper elementary

NO PREP & NO PLANNING  
PART 1  
UPPER  
ELEMENTARY

INCLUDED IN THIS BUNDLE ▼

**PHONICS**  
*no prep practice for older students*

BEGIN & END COME

15 LESSONS FOR YOUR UPPER ELEMENTARY STUDENTS  
POSTERS, PRACTICE, ITA & WORKSHEETS  
PART 2

INCLUDED IN THIS BUNDLE ▼

**PHONICS**  
POSTERS, WORD SEARCHES & COLORING PAGES

A FUN independent phonics activities TOOLKIT!

**PHONICS**  
*silent letter practice*

POSTERS, READING PASSAGES & ACTIVITIES  
TO TEACH SILENT LETTERS B, T, H, & K


**PHONICS**  
*silent letter practice*

POSTERS, READING PASSAGES & ACTIVITIES  
TEACH SILENT LETTERS L, C, U, G, & W

**PHONICS**  
*silent letters practice*

POSTERS, READING SHEETS & ACTIVITIES BUNDLE  
FOR SILENT LETTERS B, T, H, K, L, C, U, G, & W

Teach or Reteach Phonics to Upper Elementary students using phonics intervention worksheets designed for the older grades.



The phonics lessons that are included are:



1. CONSONANTS & SHORT VOWELS
2. LONG CVCe Words with A
3. LONG CVCe words with I
4. LONG CVCe words with O
5. LONG CVCe words with U
6. AY & AI blends
7. LONG I WORDS (high, y, & ye)
8. LONG VOWEL SPELLINGS FOR E
9. MORE SPELLINGS FOR E (ea & y)
10. LONG CVCe words with O
11. LONG O (ow, ou, oa)
12. MORE SPELLINGS FOR LONG U (silent e and ue)
13. R- CONTROLLED WORDS
14. WORDS WITH OI, OY, OU, and OW
15. DIFFERENT OO SOUNDS
16. WORDS WITH AL, ALL, AW, & AU
17. CONSONANT R BLENDS
18. CONSONANT S BLENDS
19. BLENDS WITH L
20. THREE LETTER BLENDS
21. FINAL CONSONANT BLENDS
22. DOUBLE CONSONANTS
23. CONSONANT DIAPHRAS (CH, SH, PH)
24. CONSONANT DIAPHRAS (TH, WH, NG, GH)
25. SILENT CONSONANTS
26. BEGINNING & ENDING CONSONANTS
27. HARD & SOFT C, HARD & SOFT G
28. TWO LETTER BLENDS POSTER- TW & QU
29. THE SOUNDS OF S
30. ENDING BLENDS- RT, PT, RD, RK & SP
31. ENDING CONSONANT DIGRAPHS POSTER- SH, CH, TH & PH
32. MORE ENDING CONSONANT DIGRAPHS POSTER- CK, NG, GH
33. SILENT CONSONANTS POSTER- WR, SC, MB
34. SILENT CONSONANTS- GN, DG, TCH, GH
35. VOWEL SOUNDS -AI, AY, EI, EY
36. VOWEL SOUNDS ND, LD, GH
37. LONG O VOWEL SOUNDS POSTER – OLD, OST, OLL
38. THE SCHWA SOUND
39. THE SOUNDS OF Y
40. R- CONTROLLED- AIR, ARE, EAR, EER