

DIGITAL

Plan a Dream Vacation



**MATH PROJECT-BASED
LEARNING ACTIVITY 5
USING GOOGLE SLIDES**

REAL-WORLD MATH

**UPPER ELEMENTARY &
MIDDLE SCHOOL
STUDENTS**

**A FUN AND ENGAGING
END OF YEAR PROJECT!**

This **BEST-SELLING** resource includes everything to help teach students about budgeting money

What's included?

USES GOOGLE SLIDES

- ✿ Budget planning instructions
- ✿ Brainstorming lists
- ✿ Instructions on planning a vacation, from buying appropriate clothing, travel costs, lodging, eating out, etc.
- ✿ Numerous planning pages
- ✿ Reflection pages
- ✿ Total cost sheets
- ✿ Rubrics for easy grading (students & teacher)
- ✿ Maps
- ✿ Postcard writing
- ✿ & more!

1. Start the project by setting a budget and making a plan.

WHAT IS A BUDGET?

A budget is the amount of money you have to spend on something. Traveling can be expensive and costs can add up quickly. When you travel, it is important to have an idea of how much you will be spending on a vacation.

Directions of the project:

You will be planning a trip to wherever you choose as long as the location is within a budget. The goal of this project is to work as a group and spend your entire travel budget. You can go over or under your budget within \$100 dollars.

Project Duration:

Your group will have from _____ to _____ to complete the project. Your group will present their vacation to the class upon completion.

How you are graded:

You will be graded on your daily participation for an average grade. You will also be graded on the presentation and accuracy of your trip.

Planning your trip:

Pick students you would like to work with. Be sure to pick your group wisely and consider _____

PLAN A TRIP USING A BUDGET

Project By: _____

PLANNING YOUR TRIP

Name(s): _____

Decide how many days you want to go on vacation. _____

Set a budget _____ (total you will spend on your trip.)

How many people are going on the trip with you? _____

Names of passengers: _____

If traveling out of the country, you will need a passport. Will your group need one? If so, look up the cost of getting a passport in your area.

Price of passport

Start looking at travel sites on the days you want to travel. Which vacation will be the most cost-effective for your budget? Remember, you must pay for travel to the location, lodging, food, entertainment, and souvenirs.

Pick a final destination you want to travel to that you can go to.

WHAT IS THE TOTAL COST?

Why to use this resource?

- ✓ This resource is a fun way for students to understand the skills of budgeting money.
- ✓ This resource is a project-based learning activity that requires minimal teaching.
- ✓ This resource will incorporate technology in the classroom.
- ✓ This resource allows students to work on this project while the teacher works with small groups.
- ✓ This resource can be used as an early finisher activity.
- ✓ This resource is a fun way to teach REAL-WORLD MATH!

Students take the time to see what is involved with planning a trip and how little costs can add up over time. – Using Google Slides



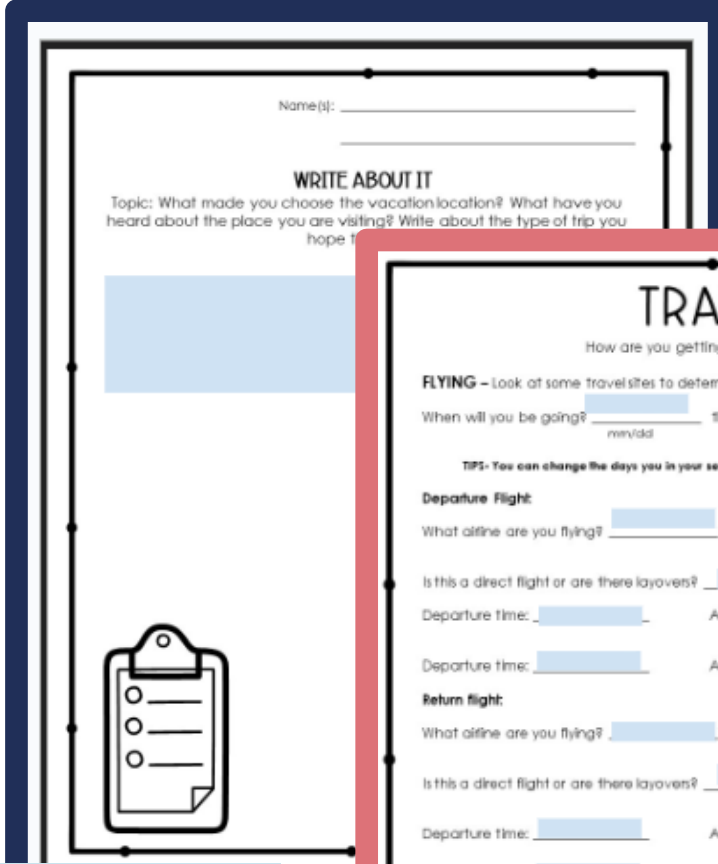
WHAT TO PACK?

The place you will be traveling is _____

What are the dates you are going on vacation? _____ to _____

What is the average weather temperature in the area you are visiting then? _____


What type of clothing will you need to pack for vacation? (Example: if you are going to the beach, you will need a bathing suit, sunscreen, t-shirts, etc.)



Name(s): _____

WRITE ABOUT IT

Topic: What made you choose the vacation location? What have you heard about the place you are visiting? Write about the type of trip you hope to take.



TRAVEL

How are you getting to your destination?

FLYING – Look at some travel sites to determine the best flight.

When will you be going? _____ thru _____
mm/dd mm/dd

TIPS – You can change the days you in your search. Sometimes

Departure flight:

What airline are you flying? _____ What is the flight number? _____

Is this a direct flight or are there layovers? _____

Departure time: _____ Arrival time: _____

Departure time: _____ Arrival time: _____

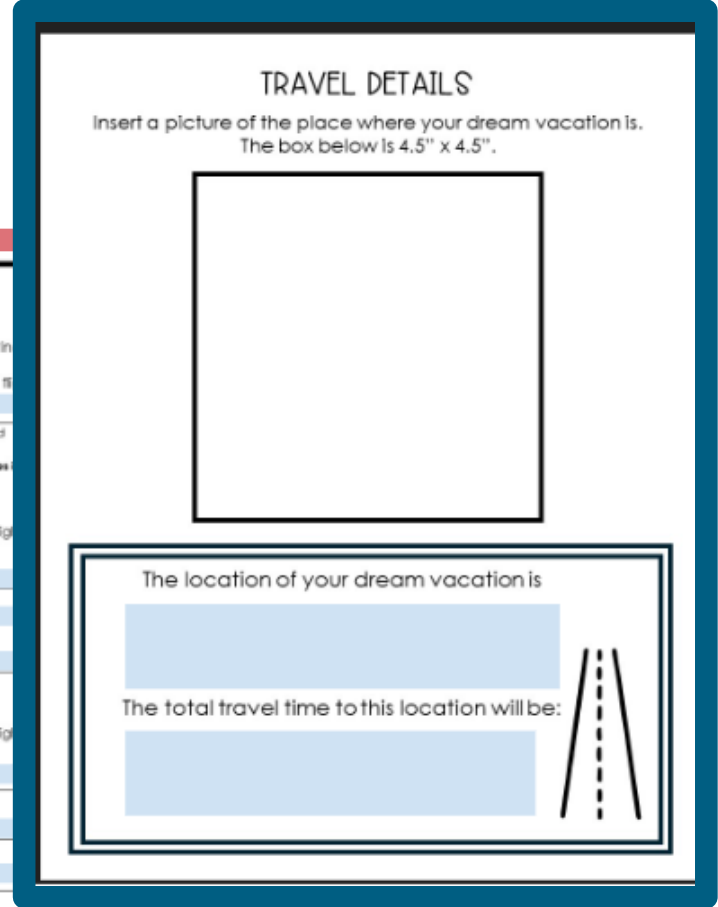
Return flight:

What airline are you flying? _____ What is the flight number? _____

Is this a direct flight or are there layovers? _____

Departure time: _____ Arrival time: _____

Departure time: _____ Arrival time: _____




TRAVEL DETAILS

Insert a picture of the place where your dream vacation is. The box below is 4.5" x 4.5".

The location of your dream vacation is _____

The total travel time to this location will be: _____



Eye-opening for kids to see how much is involved in planning a vacation.

LODGING

WHERE WILL YOU BE STAYING FOR YOUR TRIP?

1. What dates will you need lodging? _____ to _____
mm/dd mm/dd
2. What is the name of the place you are staying? _____
3. What is the cost of the room per night? / total cost with taxes _____ / _____
4. What is included in the rental?
 breakfast free parking outdoor pool free Wi-Fi
 airport shuttles spa fitness center
5. Star rating of lodging
 1 star 2 stars 3 stars 4 stars 5 stars
6. Other features included in the property you are staying at; list them below.

WHAT IS THE TOTAL COST?



SNACKS/ TRAVEL ENTERTAINMENT

Make a list of snacks and travel entertainment you will bring on your trip. Be sure to research the costs of these items.



SNACKS – List what you will bring to snack on while traveling. Be sure to factor in the time you will be flying, driving, etc.

What is the cost of these items? _____



TRAVEL ENTERTAINMENT – Traveling can be boring. Make a list of items you will bring with you to keep you entertained. You might want to bring items like books, magazines, crossword puzzles, etc.

CAR RENTAL

1. What dates do you need to rent a car? _____ to _____
mm/dd mm/dd
2. What car type will you be renting? Ex: economy, compact, midsize, van, convertible

3. What is the price per day of the car you are renting? / total cost with taxes
_____ / _____
4. What is the name of the rental company?

5. How many miles will you be driving the car? _____
Tip: You can search for the miles from the airport to the hotel where you are staying. Factor in any plans you have during the trip. It is best to round this number up slightly.
6. How much gas will be needed while you are renting the car?

Tip: Use a calculator and divide the trip mileage (miles) by the number of gallons of gas required to fill the tank.

ENTERTAINMENT

What would you like to do?

List some of the places you will be visiting on your trip.

1. _____ Price of admission: _____
2. _____ Price of admission: _____
3. _____ Price of admission: _____
4. _____ Price of admission: _____
5. _____ Price of admission: _____
6. _____ Price of admission: _____

Schedule: Plan what you will be doing each day of your trip

Day 1

1. Activity: _____ Cost per person: _____ Total: _____

2. Activity: _____ Cost per person: _____ Total: _____

3. Activity: _____ Cost per person: _____ Total: _____

Day 2

1. Activity: _____ Cost per person: _____ Total: _____

2. Activity: _____ Cost per person: _____ Total: _____

3. Activity: _____ Cost per person: _____ Total: _____

Day 3

1. Activity: _____ Cost per person: _____ Total: _____

2. Activity: _____ Cost per person: _____ Total: _____

3. Activity: _____ Cost per person: _____ Total: _____

WHAT IS THE TOTAL COST?

©TaraThompson.com

RESTAURANTS DAY 1

1. Where will you be eating **breakfast**? _____
What is your budget for the meal? _____
2. Where will you be eating **lunch**? _____
What is your budget for the meal? _____
3. Where will you be eating **dinner**? _____
What is your budget for the meal? _____

WHAT IS THE TOTAL COST OF FOOD THIS DAY?

TOTAL COST

Add your travel costs together to find the total budget.

1. Passport
2. Travel (Plane, Car, Other)
3. Snacks/Travel Entertainment
4. Car rental (if needed)
5. Lodging
6. Restaurant total (All days combined)
7. Entertainment (All activities combined)
8. Souvenirs (All combined)

WHAT IS THE TOTAL COST OF YOUR TRIP?



©TaraThompson.com

Students will practice real-life scenarios using money, gaining a better understanding of its value. This resource will help to teach financial literacy.

✓ Every detail of the trip is planned for the student.

✓ Little to no planning is required for the teacher.

Incorporate writing with the several reflection pages and postcard writing. Rubrics for students and teachers are included, too!

Give students a BIG budget and let them see how quickly costs can add up when going on vacation.

Encourage kids to take a “Dream Vacation.”

Student rating page

☺

Name: _____

Group Member Name	What grade would you give them for participation?	What grade would you give them for research and presentation?

Rubric for Presentation

Group Members _____

	Points Earned	Points Possible
Project was complete and accurate		20
Presentation		20
Prepared for Presentation		20
The trip was well planned		20
Student participation		20
Total		100

BACK OF POSTCARD

USE THIS PROJECT FOR:

- Early Finishers
- Small Groups
- Centers
- Writing Projects
- Homework
- Summer project
- End of the school year project
- Anytime throughout the year!

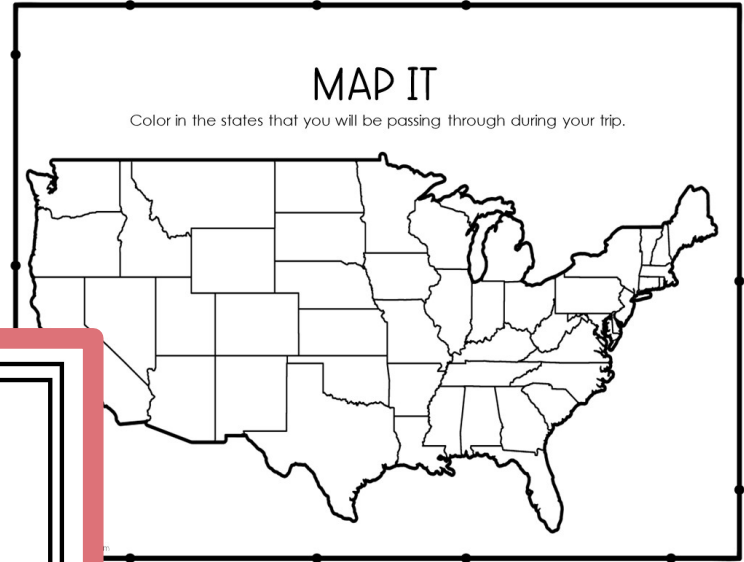
Additional ways to make this project fun!



Make a playlist of songs you want to hear while on your vacation.



Make a list of MUST-SEE places while on my vacation.



MAP IT

Color in the states that you will be passing through during your trip.

My dream vacation is to

I chose this dream location because:



Insert a picture or a selfie of yourself during this vacation.

NUMEROUS RUBRICS INSIDE

INCORPORATE MAP SKILLS TOO!

STUDENTS LOVE THIS ENGAGING RESOURCE

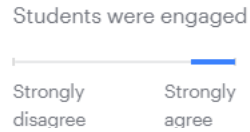
STEP-BY-STEP INSTRUCTIONS

See some of the reviews.

★★★★★ Extremely satisfied

This was the most engaging activity for the last couple of weeks of school! My students LOVED doing this project. I loved how little prep it was! It took longer than I expected, but that isn't a bad thing. Next time I will just plan more time to do it in. Must do at the end of the year BEFORE you turn in your student computers!

Students used with
6th grade



★★★★★ Extremely satisfied

Loved this product! It was easy to use and kept my 5th grade students engaged. I will definitely use this for years to come.

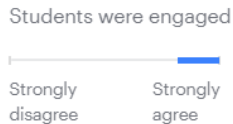
Students used with
5th grade



★★★★★ Extremely satisfied

The students loved this! They enjoyed researching a dream vacation. They were shocked to see how expensive it could be LOL!!

Students used with
7th grade



★★★★★ Extremely satisfied


My students loved this project! they stayed engaged while doing it and it was a great way to get kids really thinking and excited to participate.

Students used with

6th grade

Primarily students that are emerging bilinguals/ ELs/ ESOLs/ ENLs, on the autism spectrum, and with learning difficulties

Students were engaged



Reply

Helpful

★★★★★ Extremely satisfied

This was a GREAT assignment to use with groups! I had certain groups work together to plan a trip, and it was extremely engaging! It helped teach them life lessons about planning, budgeting, and the banter was so worth it!!

Students used with

4th, 5th grades

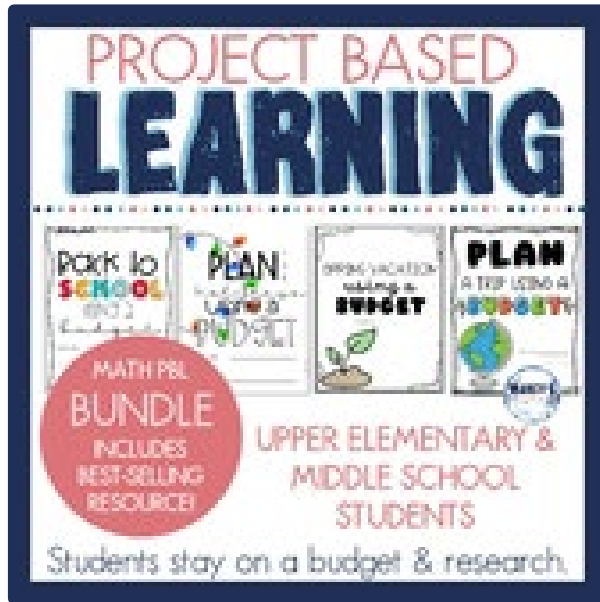
Primarily students that are emerging bilinguals/ ELs/ ESOLs/ ENLs, and with learning difficulties

Students were engaged



Check out these other FUN PBL projects

CLICK ON THE PICTURES BELOW



PROJECT BASED LEARNING

Back to SCHOOL
PLAN
A TRIP USING A BUDGET
PLAN
A TRIP USING A BUDGET

MATH PBL BUNDLE INCLUDES BEST-SELLING RESOURCES!

UPPER ELEMENTARY & MIDDLE SCHOOL STUDENTS


Students stay on a budget & research.



RV TRIP
on a budget

MARCY'S

PLAN A ROAD TRIP
FUN PROJECT BASED LEARNING ACTIVITY



BUDGET \$

A REAL-WORLD MATH PROJECT

TEACH KIDS FINANCIAL LITERACY WITH THESE BUDGETING WORKSHEETS FOR 5th, 6th, 7th GRADERS

MY BALANCED BUDGET DREAM LIFE



PLAN A TRIP *on a*
BUDGET

PLAN A TRIP *on a budget*
DIGITAL *using a budget*

Printable & Digital

Click here to see  [All Project- Based Learning/ Real- World Math Resources.](#)



Teachers should plan 1-2 weeks for students to complete this project (depending on class time).

If the lesson needs to be shortened, take out pages of this resource.

To lengthen the project, have students present their vacation to the class.