

VACATION

Planning on a Budget



Need something meaningful that your students can work on while you teach small groups?

👉 This project keeps students engaged AND independent.

PLAN A TRIP ON A BUDGET

(Project-Based Learning Activity)

- ✦ Real-World Math + Writing + Financial Literacy
- ✦ Keeps Students Engaged for DAYS

BEST-SELLING RESOURCE

Students stay engaged so you can actually teach.

MATH PROJECT-BASED LEARNING
UPPER ELEMENTARY & MIDDLE SCHOOL STUDENTS


Struggling With This in Your Classroom?

- ✗ Students finish early and interrupt your small groups
- ✗ You need something meaningful (not busy work)
- ✗ Projects take too much prep
- ✗ Students don't understand real-world math
- ✗ You're exhausted and need something that just **WORKS**
- 👉 This resource solves **ALL** of that.

This **BEST-SELLING** resource includes everything teachers need to teach students about budgeting money, incorporating writing, and some map skills.

STEP-BY-STEP INSTRUCTIONS

Students create a file folder suitcase to hold their project.



Here's the Solution...

- ✓ Students work independently
- ✓ You get uninterrupted small group time
- ✓ No prep — just print & go
- ✓ Built-in structure = no chaos
- ✓ Keeps students engaged for DAYS

**A FUN WAY TO TEACH
REAL-WORLD
MATH!**



WHY TEACHERS LOVE IT.....


- ✓ Keeps even reluctant learners engaged
- ✓ Easy to implement — no complicated prep
- ✓ Flexible for different classroom needs
- ✓ Works for multiple grade levels
- ✓ Students actually APPLY math skills

Grab one file folder to create a fun and engaging suitcase to keep students' work organized!



No Prep. No Stress.

- ✓ Just print and go
- ✓ Step-by-step student directions included
- ✓ Students work independently
- ✓ Built-in rubrics = EASY grading



SNACKS/ TRAVEL ENTERTAINMENT

Make a list of snacks and travel entertainment you will bring on your trip. Be sure to research the costs of these items.

SNACKS – List what you will bring to snack on while traveling. Be sure to factor in the time you will be flying, driving, etc.

What is the cost of these items? _____

TRAVEL ENTERTAINMENT – Traveling can be boring. Make a list of items you will bring with you to keep you entertained. You might want to bring items like books, magazines, crossword puzzles, etc.

What is the cost of these items? _____

WHAT IS THE TOTAL COST?

LODGING

WHERE WILL YOU BE STAYING FOR YOUR TRIP?

1. What dates will you need lodging? _____ to _____
mm/yy mm/yy
2. What is the name of the place you are staying? _____
3. What is the cost of the room per night?/ total cost with taxes _____ / _____
4. What is included in the rental?
 breakfast free parking outdoor pool free Wi-Fi
 airport shuttles spa fitness center
5. Star rating of lodging
 1 star 2 stars 3 stars 4 stars 5 stars
6. Other features included in the property you are staying at; list them below.

WHAT IS THE TOTAL COST?

RESTAURANTS DAY 1

1. Where will you be eating **breakfast**? _____
What is your budget for the meal? _____
2. Where will you be eating **lunch**? _____
What is your budget for the meal? _____
3. Where will you be eating **dinner**? _____
What is your budget for the meal? _____

WHAT IS THE TOTAL COST OF FOOD THIS DAY?

TOTAL COST

Add your travel costs together to find the total budget.

1. Passport
2. Travel (Plane, Car, Other)
3. Snacks/Travel Entertainment
4. Car rental (if needed)
5. Lodging
6. Restaurant total (All days combined)
7. Entertainment (All activities combined)
8. Souvenirs (All combined)

WHAT IS THE TOTAL COST OF YOUR TRIP?

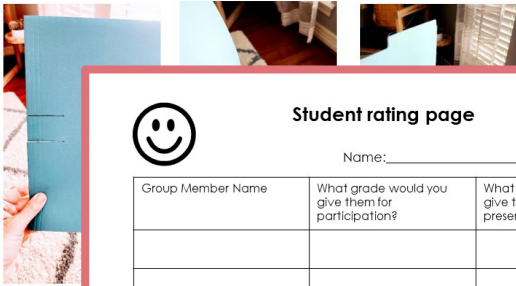
Perfect for busy teachers!

Directions to assemble the Plan a Trip Project

1. Measure 5 inches from the top of the folder. Measure 5 inches from the bottom of the folder. Draw two 2-inch lines from the fold.



2. Cut along the lines. Then, open the folder and push the cut section to create the space for the 3-D object. The stand can be folded down to help to create a crease.



MAP IT

Color in the states that you will be passing through during your trip.



Perfect For:

- ✓ Small group instruction time
- ✓ Early finishers
- ✓ End-of-year activities
- ✓ After testing
- ✓ Sub plans
- ✓ Project-based learning units



Student rating page

Name: _____

| Group Member Name | What grade would you give them for participation? | What grade would you give them for research and presentation? |
|-------------------|---|---|
| | | |
| | | |
| | | |
| | | |
| | | |



Student rating page

Name: _____

| Group Member Name | What grade would you give them for participation? | What grade would you give them for research and presentation? |
|-------------------|---|---|
| | | |
| | | |
| | | |
| | | |
| | | |

TRAVEL DETAILS

Glue or draw a picture of the place where your dream vacation is. The box below is 4" x 4".



The location of your dream vacation is _____

The total travel time to this location will be: _____

This boarding pass belongs to: _____

For a trip to: _____ To: _____

From: _____

This boarding pass belongs to: _____

For a trip to: _____ To: _____

From: _____

1001

Date: _____

PAY TO THE ORDER OF: _____ \$ _____ dollars

MEMO

1: 01010101 1: 012345678910 1: 12345

Everything You Need is Included!

- ✓ Step-by-step project directions
- ✓ Budget planning sheets
- ✓ Travel, lodging, and food planning
- ✓ Reflection and writing pages
- ✓ Maps and research activities
- ✓ Rubrics for easy grading

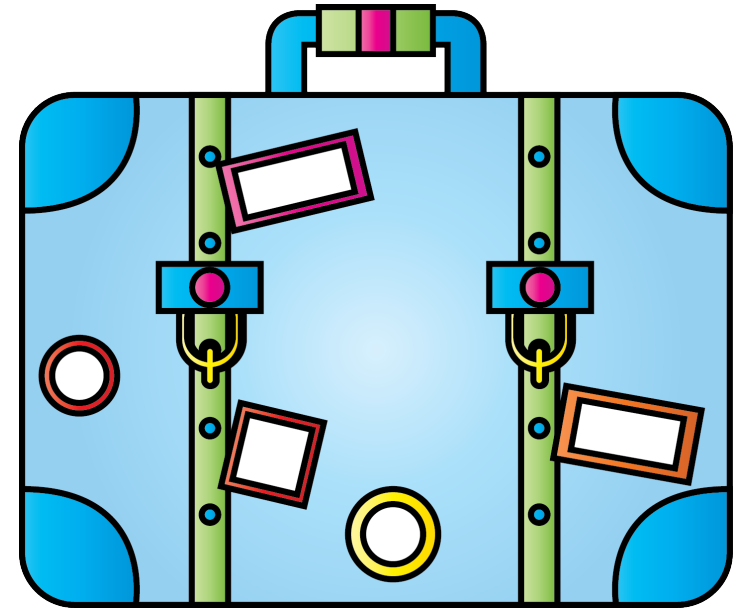


Teachers Are Loving This...

- ★ “My students were SO engaged!”
- ★ “Perfect for end-of-the-year learning!”
- ★ “They finally understood budgeting!”
- ★ “Easy to use and students loved it!”
- 👉 Used in 5th-grade and higher classrooms

✨ **Real-World Math + Writing + Financial Literacy**

✨ **Keeps Students Engaged for DAYS**

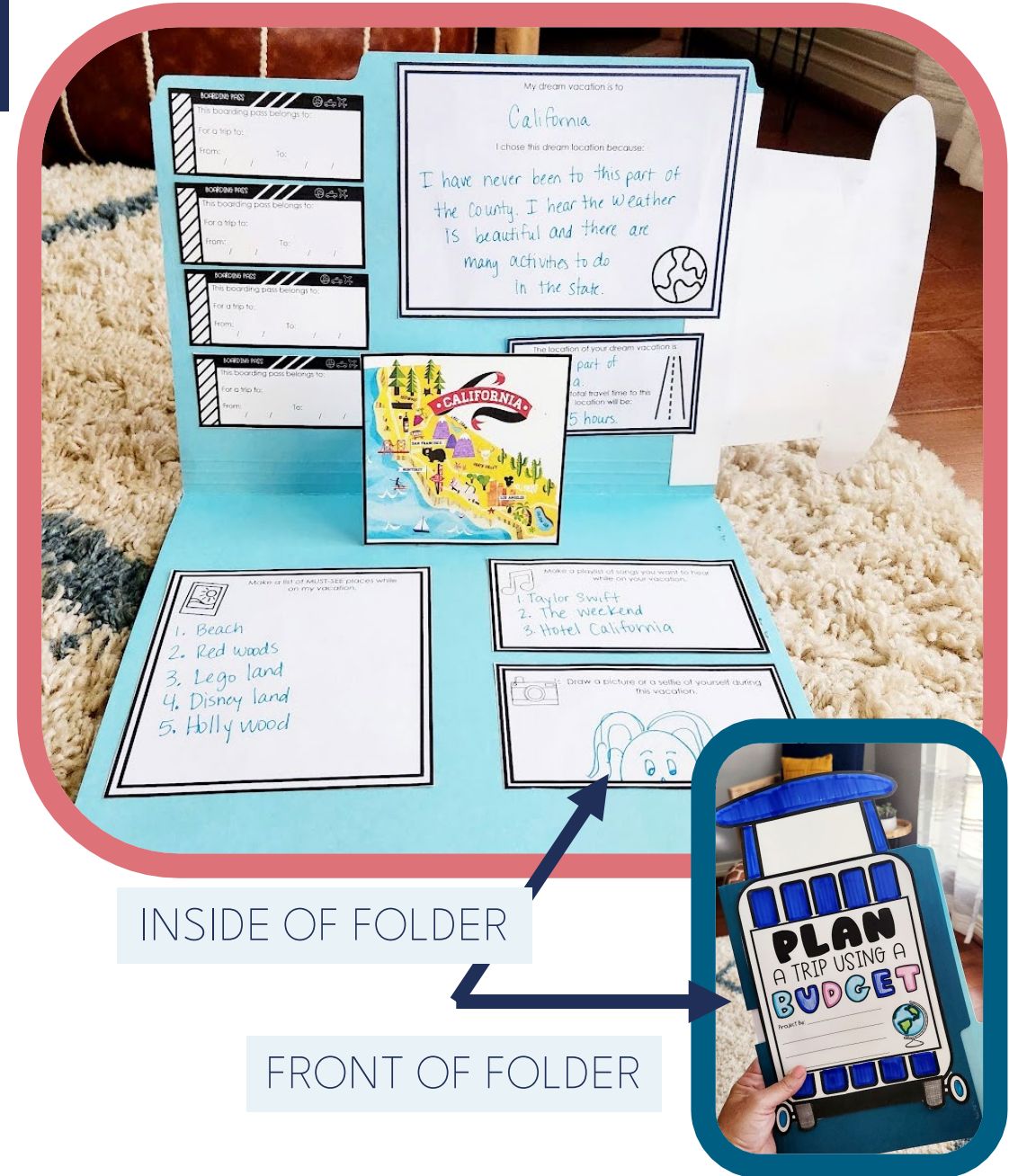


TRUSTED BY
THOUSANDS OF
EDUCATORS!

Flexible & Easy to Use...

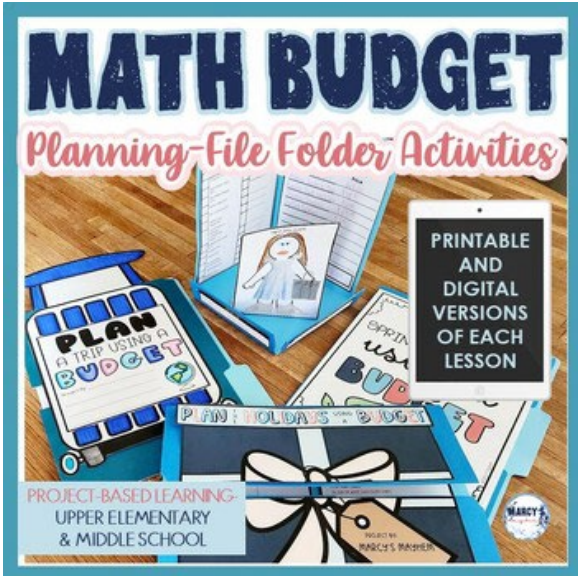
- ✓ 1–2 weeks (adjust as needed)
- ✓ Remove pages to shorten
- ✓ Extend with presentations

Students stay engaged, so you can actually teach.



Check out these other FUN PBL projects

CLICK ON THE PICTURES BELOW 



MATH BUDGET
Planning-File Folder Activities

PRINTABLE AND DIGITAL VERSIONS OF EACH LESSON

PLAN A TRIP USING A BUDGET

PROJECT-BASED LEARNING
UPPER ELEMENTARY & MIDDLE SCHOOL

MARCY'S

This image shows a collection of file folders and worksheets for a math budget project. One folder is open, showing a worksheet with a girl's picture and the text 'PLAN A TRIP USING A BUDGET'. Another folder is labeled 'PLAN: HOLIDAYS BUDGET'. A black box in the top right corner states 'PRINTABLE AND DIGITAL VERSIONS OF EACH LESSON'. The bottom left corner mentions 'PROJECT-BASED LEARNING UPPER ELEMENTARY & MIDDLE SCHOOL' and the bottom right corner has the 'MARCY'S' logo.




RV TRIP
on a budget

PLAN A ROAD TRIP
FUN PROJECT BASED LEARNING ACTIVITY

MARCY'S

This image features a central illustration of a white RV with a blue stripe and a pink awning. Above the RV, the text 'RV TRIP' is in large, bold, blue letters, and 'on a budget' is written in a red, cursive font. Below the RV, it says 'PLAN A ROAD TRIP' and 'FUN PROJECT BASED LEARNING ACTIVITY'. The 'MARCY'S' logo is in the bottom left corner. The background shows several worksheets with various forms and tables.




BUDGET \$
A REAL-WORLD MATH PROJECT

TEACH KIDS FINANCIAL LITERACY WITH THESE BUDGETING WORKSHEETS FOR 5th, 6th, 7th GRADERS

MY BALANCED BUDGET DREAM LIFE

MARCY'S

This image displays a collection of budgeting worksheets. The main title is 'BUDGET \$' in large blue letters, with 'A REAL-WORLD MATH PROJECT' below it. A pink circular callout on the left says 'TEACH KIDS FINANCIAL LITERACY WITH THESE BUDGETING WORKSHEETS FOR 5th, 6th, 7th GRADERS'. One worksheet in the foreground is titled 'MY BALANCED BUDGET DREAM LIFE' and features a piggy bank illustration. The 'MARCY'S' logo is in the top right corner.



BUDGET
Real World Math Worksheets Bundle

Plan a Trip- A Printable & Digital Bundle
Practice Financial Literacy with Students!

MARCY'S

This image shows a hand holding a blue folder with a 'PLAN A TRIP USING A BUDGET' worksheet. The background is a collage of various budgeting worksheets and forms. The main title 'BUDGET' is in large, bold, blue letters, with 'Real World Math Worksheets Bundle' in a smaller, cursive font below it. At the bottom, a pink banner reads 'Plan a Trip- A Printable & Digital Bundle Practice Financial Literacy with Students!'. The 'MARCY'S' logo is in the top right corner.