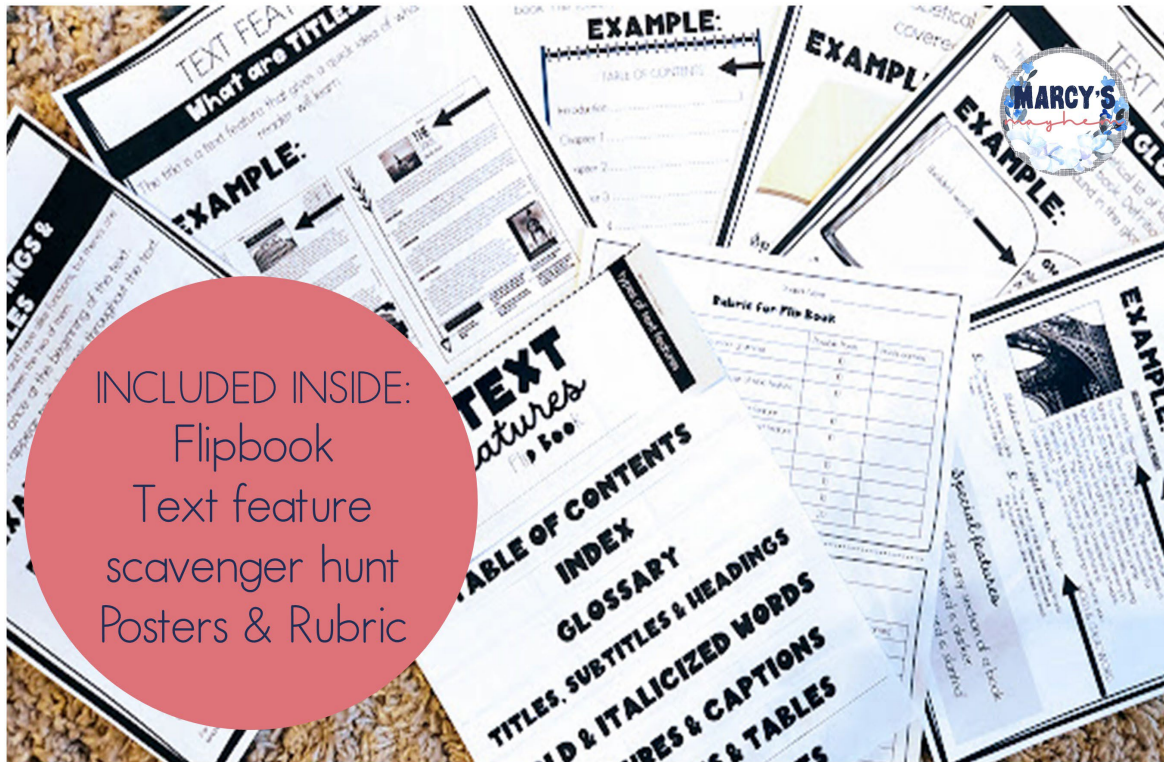


# TEXT FEATURES

## Flipbook & Posters



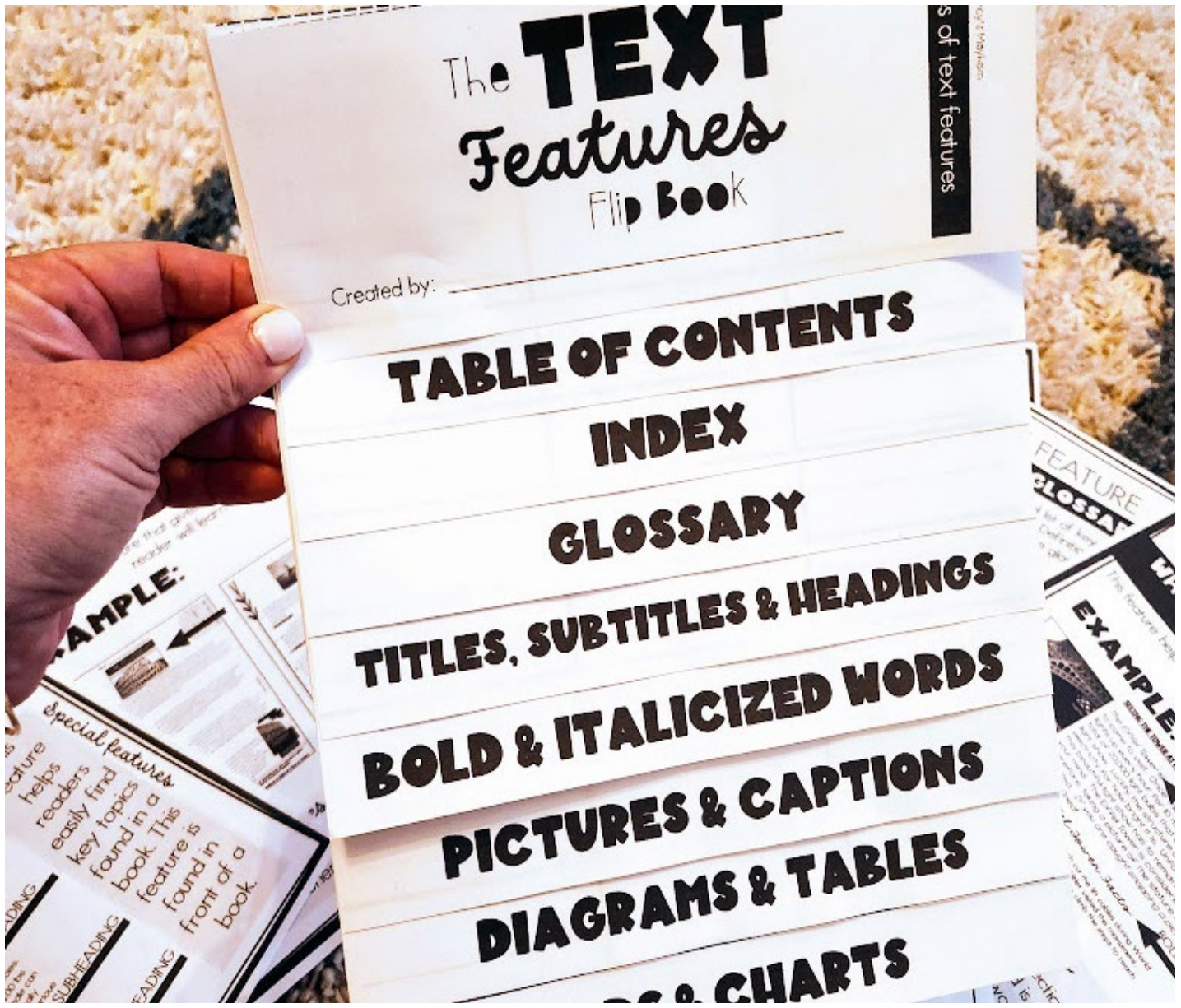
INCLUDED INSIDE:  
Flipbook  
Text feature  
scavenger hunt  
Posters & Rubric

EVERYTHING IS INCLUDED TO LEARN ABOUT TEXT FEATURES!

Author's use text features to help a reader to pay attention to something important in the information they wrote. Use this Text Features Flip Book & Posters resource to keep your class engaged when learning or reviewing text features in the classroom.

## What's included?

- ✿ Text features flipbook
- ✿ 10 posters
- ✿ Text features scavenger hunt
- ✿ Rubric for flipbook



STUDENTS WRITE:

The purpose of a text feature, draw an example & where the text feature can be located in a book.

What is the purpose of the text feature?  
\_\_\_\_\_  
\_\_\_\_\_  
\_\_\_\_\_

Draw an example of the text feature.  
\_\_\_\_\_  
\_\_\_\_\_

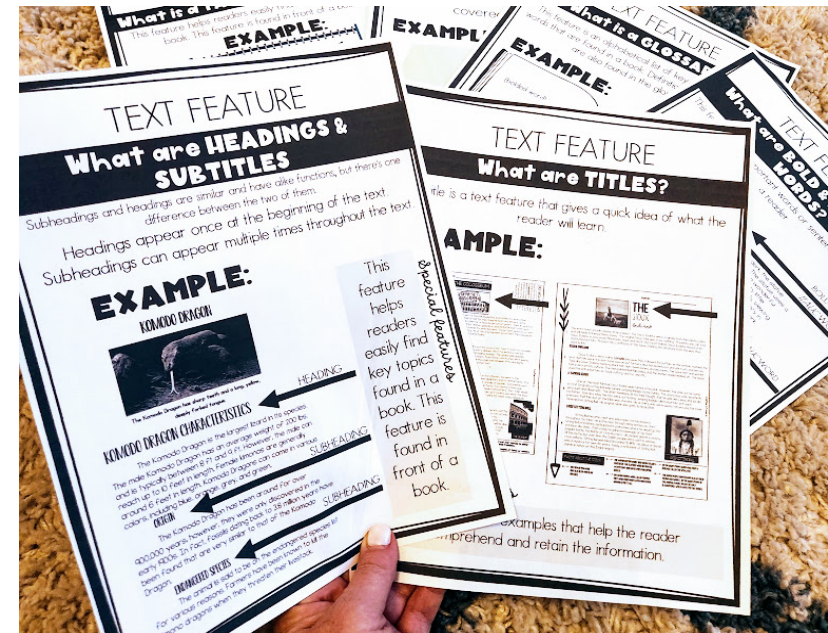
Where is this type of text feature found in a book?  
\_\_\_\_\_  
\_\_\_\_\_

**TABLE OF CONTENTS**



# 10 POSTERS

Explain the purpose & give an example of each style.




## TEXT FEATURE

### What are **TITLES**?

A title is a text feature that gives a quick idea of what the reader will learn.

#### EXAMPLE:




## TEXT FEATURE

### What is an **INDEX**?

An alphabetical list of information covered in the text.

#### EXAMPLE:

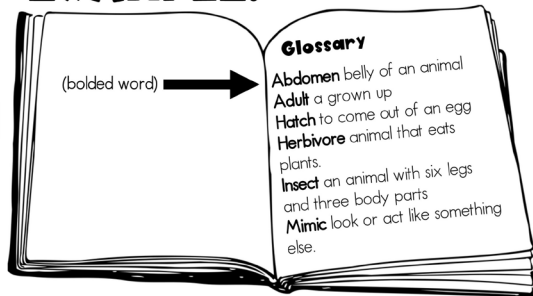


## TEXT FEATURE

### What is a **GLOSSARY**?

A glossary is an alphabetical list of key or vocabulary words that are found in a book. Definitions of these words are also found in the glossary.

#### EXAMPLE:




#### Special features

This feature is generally found in the back of the text. A glossary is similar to a dictionary, and the vocabulary word is often bolded.

## Wh

A fa



10 POSTERS  
Explain the purpose & give an example of each style.

Introduction .....	1	(Page number)
Chapter 1 .....	5	
Chapter 2 .....	10	
Chapter 3 .....	15	
Chapter 4 .....	20	
Chapter 5 .....	25	

#### Special features

The table of contents title is at the top of the page. This feature will show readers which pages to find topics inside a book.

A table of contents can be found in FICTION & NONFICTION BOOKS.

Teacher copy

The **TEXT** Features Flip Book

Types of text feature

Created by: \_\_\_\_\_

Student Name: \_\_\_\_\_

**Rubric for Flip Book**

	Possible Points	Points earned
Student wrote clearly and used correct grammar.	10	
Student wrote in complete sentences.	10	
Student information is accurate in "purpose of text feature section."	10	
Student drew an accurate example of the text feature.	10	
Student information is accurate in "where is the text feature found section"	10	
Student used neat handwriting throughout the flip book.	10	
Student flip book is stapled and cut neatly.	10	
Student was able to focus during completion of the activity	10	
Student showed effort to complete flip book correctly.	20	

Name: \_\_\_\_\_

Directions: Find real examples of text features using books, in the boxes provided list the book title, page number, and how the text feature helped you as a reader.

**Text Feature Scavenger Hunt**

Table of Contents	Index
Title of book: Page number of book: How did this text feature help you as a reader?	Title of book: Page number of book: How did this text feature help you as a reader?
Glossary	Title/subtitle or heading
Title of book: Page number of book: How did this text feature help you as a reader?	Title of book: Page number of book: How did this text feature help you as a reader?

Student Name: \_\_\_\_\_

**Rubric for Flip Book**

	Possible Points	Points earned
ect grammar.	10	
s:	10	
urpose of text feature	10	
ple of the text feature.	10	
n "where is the text feature	10	
g throughout the flip book.	10	
nd cut neatly.	10	
uring completion of the activity	10	
complete flip book correctly.	20	

ALSO INSIDE:

Teacher copy,  
Text Features  
scavenger hunt  
& Rubric for  
easy grading!

JUST PRINT &  
TEACH!