

AUTHOR'S PURPOSE

ANCHOR CHART
& POSTERS

WRITING &
MATCHING ACTIVITY

BOOKLET, RUBRIC,
& FLIPBOOK

SHOW STUDENTS A
VARIETY OF WAYS
AUTHORS WRITE!

UPPER
ELEMENTARY

Use these Author's Purpose Worksheets, task cards & anchor charts for 4th grade & 5th Grade to see if students understand the concept. The author's purpose is important for all students to understand. Use this project to teach the author's purpose by showing students how different authors write. The teacher can show students how the exact same picture can have various writing styles. This project will teach students how an author can describe, inform, explain, persuade, and entertain.

What's included?

- Author's Purpose Posters to show writing styles
- Blank Authors Purpose posters for student practice
- Flip Book- for students to fill out
- Booklet (rubric included for grading)
- Matching Activity
- Task cards
- Answer keys

Persuade
The author tries to convince the reader of something.

Indulge in a slice of hot and delicious pizza, loaded with your favorite toppings and melted cheese, and experience a burst of flavors that will baffle your taste buds and leave you craving for more!

Describe
The author writes using the five senses. A supreme pizza is a deliciously loaded pizza that typically includes a variety of toppings such as pepperoni, sausage, green peppers, onions, mushrooms, and olives, all smothered in a layer of melted mozzarella cheese over a crispy crust.

Explain
The author gives step reader to follow.


Pizza is made by stretching dough, adding a layer of sprinkling shredded cheese toppings, and then baking until the crust is crispy and melted.

Inform
The author gives information.

Pizza, as we know it today, originated in Italy.

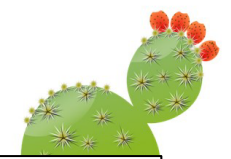
AUTHOR'S PURPOSE
The reason an author writes

Entertain



After wandering in the scorching desert for what felt like an eternity, I was about to give up hope. My stomach grumbling, my throat was parched, and my feet were aching when I thought I couldn't go any further. I saw the distance. Was it a mirage? No, it couldn't be! I saw a Prickly Pear cactus, standing tall and proud under a shadow towards it with all my might, and when I got there, I leapt with joy. I had found my salvation! I carefully used my trusty knife to harvest the juicy fruit, and as soon as I took a bite, my taste buds exploded with flavor. I sat under the shade, savoring every morsel, and soon, I dozed off in a peaceful slumber. Who knew that a cactus could be my knight in armor?

Inform




How can you tell the author's purpose is to explain? Circle or underline the word(s).

To harvest a Prickly Pear cactus fruit, one needs to follow a few careful steps. First, look for a deep, magenta-colored fruit with a fallen-off flower on the cactus. Using tongs, carefully pick the

Describe


Under the scorching sun of the United States, the prickly pear cactus stands tall with its large green leaves, resembling palm fronds. Despite its dangerous spines that can pierce through the toughest of skins, the cactus bears a delicious fruit that is a delight to the senses. The flowers on the cactus are a sight to behold, with vibrant hues of red, yellow, or purple. With a single fruit per segment, the prickly pear cactus is a true treasure of the desert.

Explain



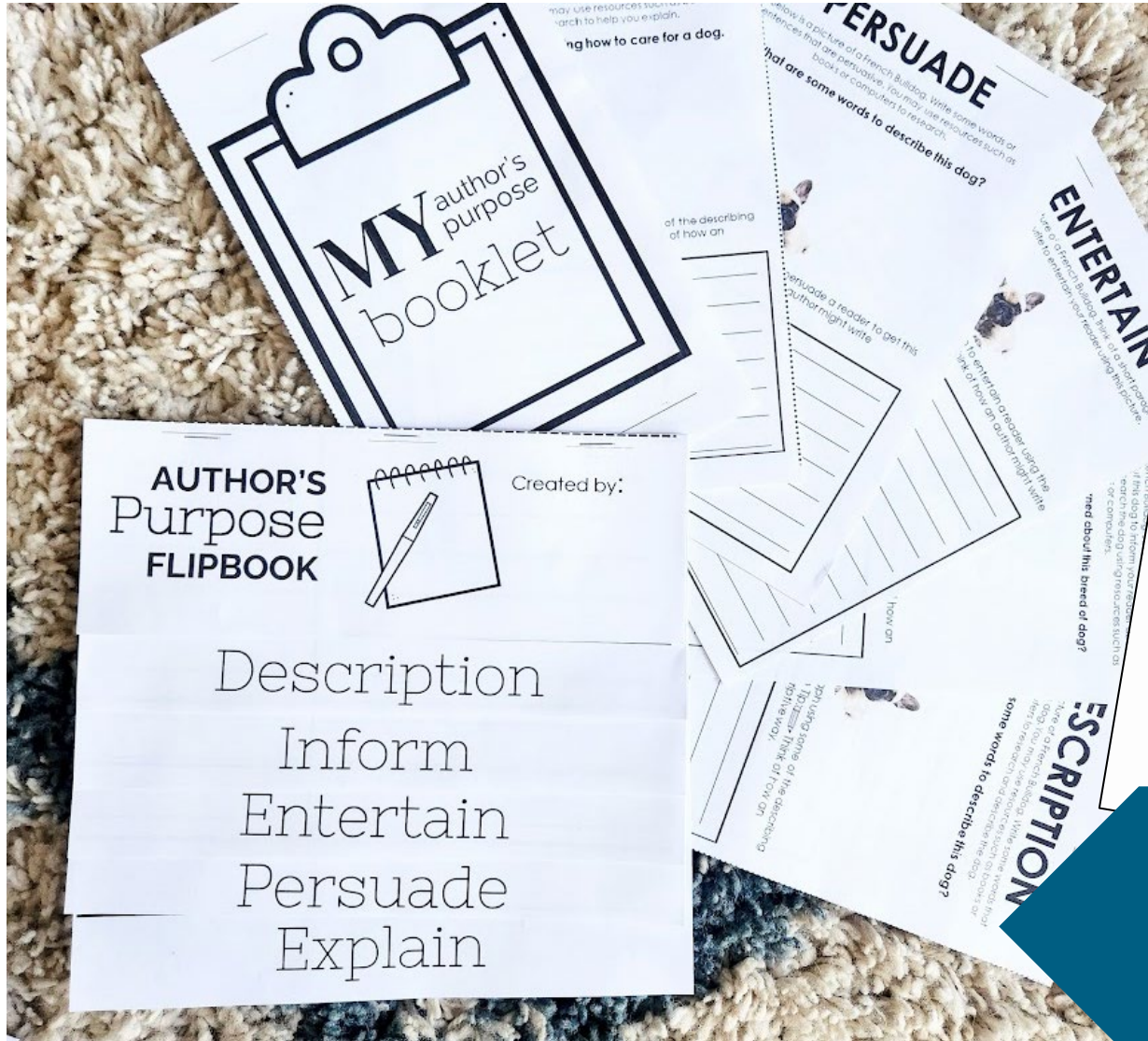
As a parent, it is crucial to ensure that your backyard is a safe and comfortable place for your children to play. While Prickly Pear Cacti may look intriguing, they can significantly threaten your children's safety. The sharp spines on these cacti can cause serious injury if not handled properly.

Persuade



As a parent, it is crucial to ensure that your backyard is a safe and comfortable place for your children to play. While Prickly Pear Cacti may look intriguing, they can significantly threaten your children's safety. The sharp spines on these cacti can cause serious injury if not handled properly.

ANCHOR CHARTS & POSTERS
(SHOW EXAMPLES OF THE WAY AUTHORS WRITE)
Students can highlight important text that authors use in different writing styles.



Name: _____

Rubric for Author's Purpose Booklet

	Possible Points	Total Points
Student understands Author's Purpose-Describe	14	/14
Student understands Author's Purpose-Inform	14	/14
Student understands Author's Purpose-Entertain	14	/14
Student understands Author's Purpose-Persuade	14	/14
Student understands Author's Purpose-Explain	14	/14
Student wrote neatly	8	/8
Student used correct grammar and punctuation	8	/8
Total	100	/100

BOOKLET, RUBRIC, & FLIPBOOK
 Great for taking notes and to demonstrate understanding

Author's Purpose Matching Activity

Directions: 1. Cut each box of the central card into the right type of line. Author's Purpose on pages 1 and 2. 2. Glue the paragraph in the appropriate author's purpose box on pages 1 and 2.

1. Cut around each of the dashed-lined squares below. Match the correct paragraph to the right type of the Author's Purpose on pages 1 and 2.

2. Glue the paragraph in the appropriate author's purpose box on pages 1 and 2.

Write an area wide added to move the room. During the Great Depression, the movie theater with the heat outside the theater. The movie theater started selling the snacks on their own as a way to make additional profits.

The moviegoers stored as many popcorn on popcorn and stashed on their sofa. The audience laughed as they watched the actors perform one comic stunt after another. At the end of the movie, most of the attendees stood and gave a sound of applause.

It is crucial for students to be aware of basic fire safety practices, such as keeping flammable items away from heat sources, checking smoke detectors, knowing the location of fire extinguishers, and having an evacuation plan in case of an emergency.

Using flammables can be extremely dangerous and can lead to devastating consequences, such as fires and explosions. It's important to avoid using combustible materials whenever possible and always to follow proper safety protocols to minimize the risk of accidents and injuries.

Building a fire in the woods can be extremely dangerous. A fire can quickly spread and lead to a devastating wildfire, endangering people and wildlife. Please make sure that you extinguish a fire entirely anytime you make one.

To become a firefighter, a person typically needs to complete a specialized training program that includes classroom instruction and hands-on physical and medical requirements, pass written and physical exams, and complete a background check.

During a fire emergency, firefighters use a special wrench to open a fire hydrant, providing a ready water source to connect their hoses to and extinguish the fire.

A firefighter's job is to protect lives and property by responding to emergency situations such as fires, medical emergencies, and natural disasters, using specialized equipment and techniques to extinguish fires, rescue people and animals, and provide medical assistance.

If a cat is stuck in a tree, a firefighter will use a ladder or a bucket truck to safely reach the furry feline. If they cannot get the cat down with food or toys, their training can help ensure the cat and the firefighter remain safe to reach the furry feline safely.

The explosion came out of nowhere like a surprise party arranged by a group of unstable atoms. The quest of honor was a massive burst of energy that blew their hair back. The scientist stood in awe surrounded by debris and smoke.

If a cat is stuck in a tree, a firefighter will use a ladder or a bucket truck to safely reach the furry feline. If they cannot get the cat down with food or toys, their training can help ensure the cat and the firefighter remain safe to reach the furry feline safely.

Author's Purpose Matching Activity

Directions: 1. Cut each of the author's purpose paragraph examples on page 3. 2. Glue the correct example in the appropriate box below. 3. Explain why you selected the style of author's purpose.

I know this writing style is description because...

I know this writing style is to inform because...

I know this writing style is to entertain because...

Glue the correct author's purpose example in this box.

Inform

Entertain

Describe

Persuade

Explain

Author's Purpose Matching Activity

Directions: Read each of the scenarios in the card uses. Circle which type of author's purpose card uses.

Inform	Entertain	Describe
It is crucial for students to be aware of basic fire safety practices, such as keeping flammable items away from heat sources, checking smoke detectors, knowing the location of fire extinguishers, and having an evacuation plan in case of an emergency.	The firefighter rushed like a superhero towards the fire. He was armed with a hose instead of heading towards the dangerous blaze. With a single blast of water, he smoldered the fire. The residents of the home were thrilled that their beloved home had been saved.	A firefighter's job is to protect lives and property by responding to emergency situations such as fires, medical emergencies, and natural disasters, using specialized equipment and techniques to extinguish fires, rescue people and animals, and provide medical assistance.
Using flammables can be extremely dangerous and can lead to devastating consequences, such as fires and explosions. It's important to avoid using combustible materials whenever possible and always to follow proper safety protocols to minimize the risk of accidents and injuries.	The explosion came out of nowhere like a surprise party arranged by a group of unstable atoms. The quest of honor was a massive burst of energy that blew their hair back. The scientist stood in awe surrounded by debris and smoke.	Persuade Describe Inform
Persuade	Entertain	Explain
Building a fire in the woods can be extremely dangerous. A fire can quickly spread and lead to a devastating wildfire, endangering people and wildlife. Please make sure that you extinguish a fire entirely anytime you make one.	To become a firefighter, a person typically needs to complete a specialized training program that includes classroom instruction and hands-on physical and medical requirements, pass written and physical exams, and complete a background check.	During a fire emergency, firefighters use a special wrench to open a fire hydrant, providing a ready water source to connect their hoses to and extinguish the fire.

Author's Purpose Matching Activity

Directions: Read each of the scenarios in the card uses. Circle which type of author's purpose card uses.

Inform	Entertain	Describe
It is crucial for students to be aware of basic fire safety practices, such as keeping flammable items away from heat sources, checking smoke detectors, knowing the location of fire extinguishers, and having an evacuation plan in case of an emergency.	The firefighter rushed like a superhero towards the fire. He was armed with a hose instead of heading towards the dangerous blaze. With a single blast of water, he smoldered the fire. The residents of the home were thrilled that their beloved home had been saved.	A firefighter's job is to protect lives and property by responding to emergency situations such as fires, medical emergencies, and natural disasters, using specialized equipment and techniques to extinguish fires, rescue people and animals, and provide medical assistance.
Using flammables can be extremely dangerous and can lead to devastating consequences, such as fires and explosions. It's important to avoid using combustible materials whenever possible and always to follow proper safety protocols to minimize the risk of accidents and injuries.	The explosion came out of nowhere like a surprise party arranged by a group of unstable atoms. The quest of honor was a massive burst of energy that blew their hair back. The scientist stood in awe surrounded by debris and smoke.	Persuade Describe Inform
Persuade	Entertain	Explain
Building a fire in the woods can be extremely dangerous. A fire can quickly spread and lead to a devastating wildfire, endangering people and wildlife. Please make sure that you extinguish a fire entirely anytime you make one.	To become a firefighter, a person typically needs to complete a specialized training program that includes classroom instruction and hands-on physical and medical requirements, pass written and physical exams, and complete a background check.	During a fire emergency, firefighters use a special wrench to open a fire hydrant, providing a ready water source to connect their hoses to and extinguish the fire.

MATCHING ACTIVITY & TASK CARDS

All answer keys are provided.

Click to grab the Author's Purpose Resource

Click to see more reading skills resources