

DRAMA

Reading Passages



5 READERS THEATER SCRIPTS- WITH 5 QUESTIONS EACH & REFLECTION PAGES
Each play teaches a different theme.


Are you looking for a dynamic way to teach reading comprehension and themes while building fluency and engagement with readers' theater scripts in both printable and digital formats? Check out the details below.

Included inside:

- ✿ Five original plays
- ✿ Each reading script has five comprehension questions. **Short answer and multiple-choice options for each passage.**
- ✿ An editable and printable **ECR (Extended Constructed Reply (Response))**. This can be used for students to document their text evidence.
- ✿ Writing Reflection Page for each passage.
- ✿ An editable and printable **ECR (Extended Constructed Reply (Response))**. This can be used for students to document their text evidence. *See the preview for more information.*
- ✿ Theme analysis - Students identify the theme of each play and reflect on the importance of the lesson.
- ✿ The answer key is included at the end of the presentation.

Five original plays written by me- Great for group work, small groups, and independent practice.

CRUSHING THE TOILET BOWL



LIST OF CHARACTERS:

Coach: Fairview Middle School's head Football coach
Jimmy Andrews: Head quarterback For Fairview Middle School
Ryan Ryan: Football player For Fairview Middle School
Garza Garza: Football player For Fairview Middle School
Player 1: Player on Fairview Middle school Football team
Player 2: Player on Fairview Middle School Football team
Announcer: Announcer For Football games

[Fairview Middle School plays against Valley Stone Middle School. Valley Stone has been dominating Fairview for losing this game for over a decade. Fairview has nicknamed Valley Stone the "Toilet Bowl" in the game's last two minutes. The team and fans have been training all season for the rematch. The final game has been pushing his players in practice in hopes that they can win.]

SCENE I

Coach [shouting]: Andrews, quick pass the ball.
Andrews: I'm trying, coach, but these guys aren't paying attention.
Coach: Team, you need to focus! Come on, guys.
[Andrews passes the ball to Ryan. He misses, and it's a turnover.]
Coach [rolling his eyes]: Team huddle up! Guys, we have to win this game.
Player 1: I agree, coach!

best FRIENDS



LIST OF CHARACTERS:

Hazel: Shy best friend of Julie
Julie: Outgoing best friend of Hazel

THE copy cat

Name: _____

LIST OF CHARACTERS:

Darcy: The most intelligent student in class
Helen: The most popular girl in class
Katie: Helen's best friend
Mom: Darcy's mom

[Darcy is a 5th-grade student who loves school. She always makes straight A's and is considered the class valedictorian. Although Darcy does so well in class, she does not have many friends in her grade.]

SCENE I

Helen: What? I can't believe!!! I studied for that test!
Katie: Did you study?
Helen: No, not really. I was taking on the phone all night. Did you hear what happened to Susan?
Katie: [looking shocked] No, I didn't. What was your grade?
Helen: I got a big Fat F! Ugh! My mom is going to kill me! Oh, but let me tell you what happened with Susan the other night.
Katie: Helen, you have to pull up your grade, right? If you're not passing, you can't be on the student council anymore.
Helen: I know. I know.
Darcy: Hi, Helen! Hi, Katie!
Helen: [Biting her eyes] Hi Darcy.
Darcy: What are you guys up to?
Katie: Oh, we are up to nothing much. [Katie grabs Helen's arm and walks in the other direction away from Darcy.]
Darcy: [Still standing in the same spot, she shouts:] Oh, ok. I'll talk to you guys later.
Katie: So Helen, you have to bring up your grades. I was thinking...

The Marathon

Name: _____


LIST OF CHARACTERS:

Brittany: A girl determined to run a marathon
Lara: Brittany's friend
Marsha: Brittany's sister
Dusty: Marsha's husband

[Brittany and Lara have just completed a four-mile run and were discussing wanting to join the Fall marathon. Brittany is all in, but Lara is unsure. Both of the girls are on the track team at their high school. As they round the corner, Marsha and Dusty are stepping out of the car where everyone will have dinner at Brittany and Marsha's parents' house.]

SCENE I

Marsha: Hey, Brittany, and Lara!
Dusty: Hi, Britt and Lara! [giving the girls a high five]
Brittany & Lara: Hi [Simultaneously, the girls say while trying to catch their breath]
Marsha: I'm starving. I hope that mom has dinner made.
Dusty: Me, too! What's new with you guys?
Brittany: Well, Lara and I were discussing joining the marathon. It's a 26-mile run, and I have always wanted to do it!
Lara: Me, too! [sounding reluctant]
Dusty: No way! I was telling Marsha that I wanted to get back into shape. That would be a perfect way.
Brittany: Let's sign up!
Lara: Well, if he runs with you, Brittany, I may stand on the sideline and cheer you on. I'll make you the biggest poster.
Marsha: That sounds like a plan, Lara. I will be your partner in that one.
Dusty: OK, I'm in, Brittany. I will sign up when we get home from dinner tonight.
Brittany: Perfect! Me, too!
[Everyone walks inside to go to dinner.]



BAD BULLY

LIST OF CHARACTERS:

Reed: The main character who is getting bullied in the classroom
James: Reed's best friend
Matt: The classroom bully who is new to the school
Mrs. Rosenberg: The students' teacher
Lunch Lady: School lunch lady
Boy student 1: Student in the classroom
Boy student 2: Student in the classroom

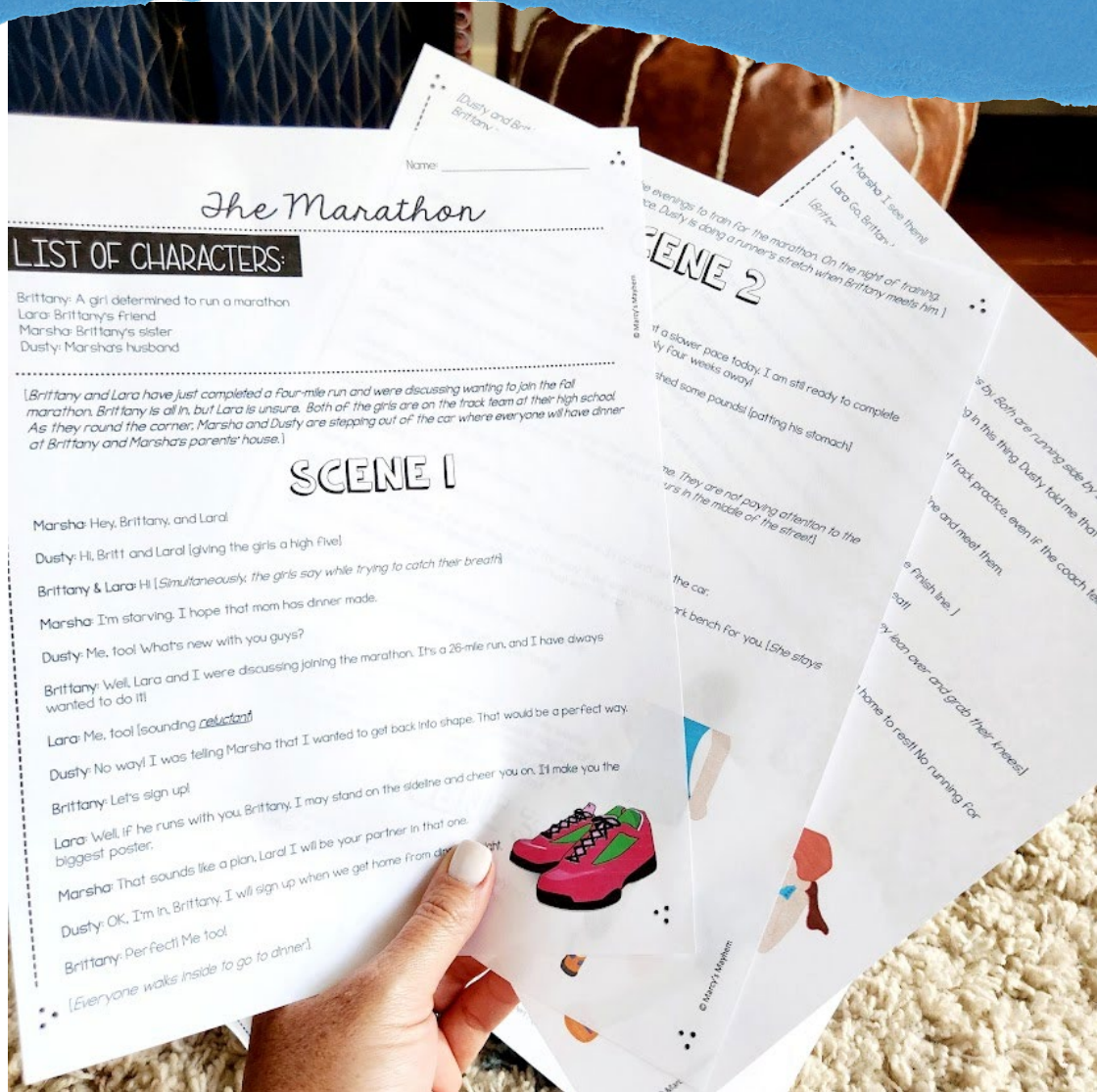
SCENE I

[Reed is sitting at his desk, looking sad. He is surrounded by other students who are laughing at him. Reed rolls his eyes and looks down at his desk. James walks over to him.]
James: Hey, Reed. What's wrong?
Reed: Nothing. Just thinking about the American Revolution. The British were something hit his head and sees a wadded-down in his seat. Reed rolls his eyes and looks down at his desk. James walks over to him.]
James: You're not cool, Reed!
Reed: [smiling, Matt and Reed are quiet]

- Teach these themes:
- ✿ Persistence pays off
 - ✿ Stand up for yourself.
 - ✿ Being the Bigger Person is Important
 - ✿ Be Kind to Others
 - ✿ Cooperation

Each play is 3-4 pages in length.

Printable & Digital Versions (Google Forms)



Practice these reading skills:

- ❁ Inference
- ❁ Vocabulary
- ❁ Text evidence
- ❁ Theme
- ❁ Character Analysis
- ❁ Turning point
- ❁ Idioms



Also included with each passage set: ECR- Extended Constructed Reply Included



Use to help students find text evidence when they read.

- Worksheets are editable
- Sticky Note template and printable examples to practice finding text evidence
- Text Evidence examples to use when stated directly in the text and when students need to infer.

A Closer look at ECR forms- included inside this resource

Dig deeper into reading!

Name: _____

ECR- Extended Constructed Reply

TEXT EVIDENCE 1

TEXT EVIDENCE 2

DIRECTIONS FOR USE:

STICKY NOTE TEMPLATE

Find proof of text evidence to support your answer.

ECR- Extended Constructed Reply

Name: _____

What is the central idea or the question you need to answer? (Write it below.)

TEXT EVIDENCE 1

TEXT EVIDENCE 2

REASON 1

REASON 2

EXPLAIN 1

EXPLAIN 2

Write a conclusion stating why your answer is correct using the text evidence above.

USING TEXT EVIDENCE PROVE IT!


one of the sentence starters below for the conclusion in your ECR.

When you find proof DIRECTLY stated in the text.

- _____ stated....
- _____ stated....
- _____ that I read....
- _____ the text
- _____ it
- _____ is my

When you find proof NOT directly stated in the text.

- I inferred that....
- For example....
- From reading _____ I know that....
- After I read _____, I concluded that.....
- I think _____ because...
- I know _____ because....



STICKY NOTE TEMPLATE

ECR- Extended Constructed Reply Sticky Notes

Name: _____

Layer your sticky notes below.

Find proof of text evidence to support your answer.

Where in the text did you find a reason to support your question?

Explain why this reason can support your question.

Write a conclusion stating why your answer is correct using the text evidence above.


CONCLUSION:

Use these forms to help with reading comprehension understanding.

CLICK ON ANY OF THE COVERS BELOW FOR MORE READING PRACTICE.

READING

comprehension passages bundle

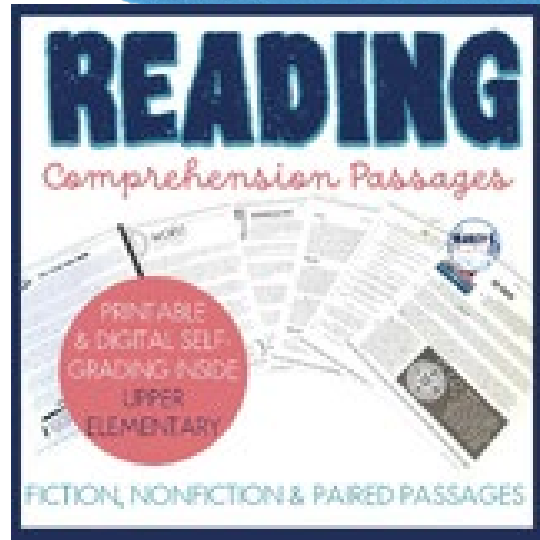


Improve reading with over 50 passages - upper elementary

Printable and Digital

READING

Comprehension Passages



PRINTABLE & DIGITAL SELF-GRADING INSIDE UPPER ELEMENTARY

FICTION, NONFICTION & PAIRED PASSAGES

FIGURATIVE


language reading comprehension



65 PASSAGES - EACH FOCUSES ON A DIFFERENT FIGURATIVE LANGUAGE STYLE
MINIMUM ONE EXAMPLE PER PARAGRAPH

READING


for making INFERENCES



DIGITAL & PRINTABLE COMPREHENSION PASSAGES

READING

comprehension passages



20 PASSAGE BUNDLE fiction, nonfiction, drama & poetry

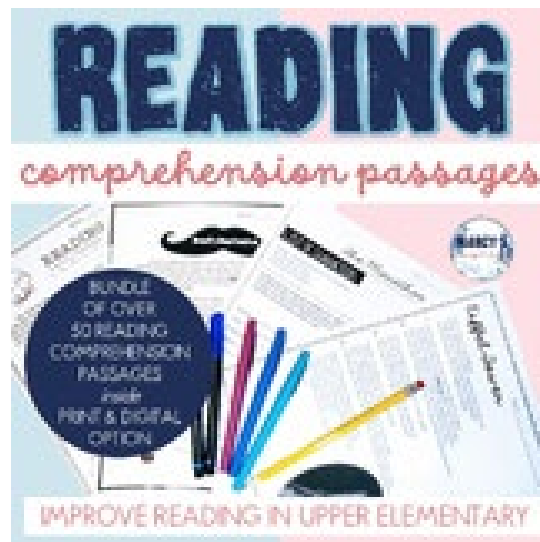
Teach Kids to USE TEXT EVIDENCE

See the preview for a closer look!

PRINTABLE & DIGITAL - UPPER ELEMENTARY STUDENTS

READING

comprehension passages




BUNDLE OF OVER 50 READING COMPREHENSION PASSAGES with PRINT & DIGITAL OPTION

IMPROVE READING IN UPPER ELEMENTARY

PASSAGES

Reading & Poetry - Comprehension




YEAR-ROUND PRACTICE - updates in progress

5 COMPREHENSION QUESTIONS AFTER EACH PASSAGE & WRITING REFLECTION PAGES - PRINTABLE & DIGITAL

FICTION

Reading Comprehension Passages



TEST PREP, INDEPENDENT WORK, SMALL GROUP, HOMEWORK & HOMESCHOOL