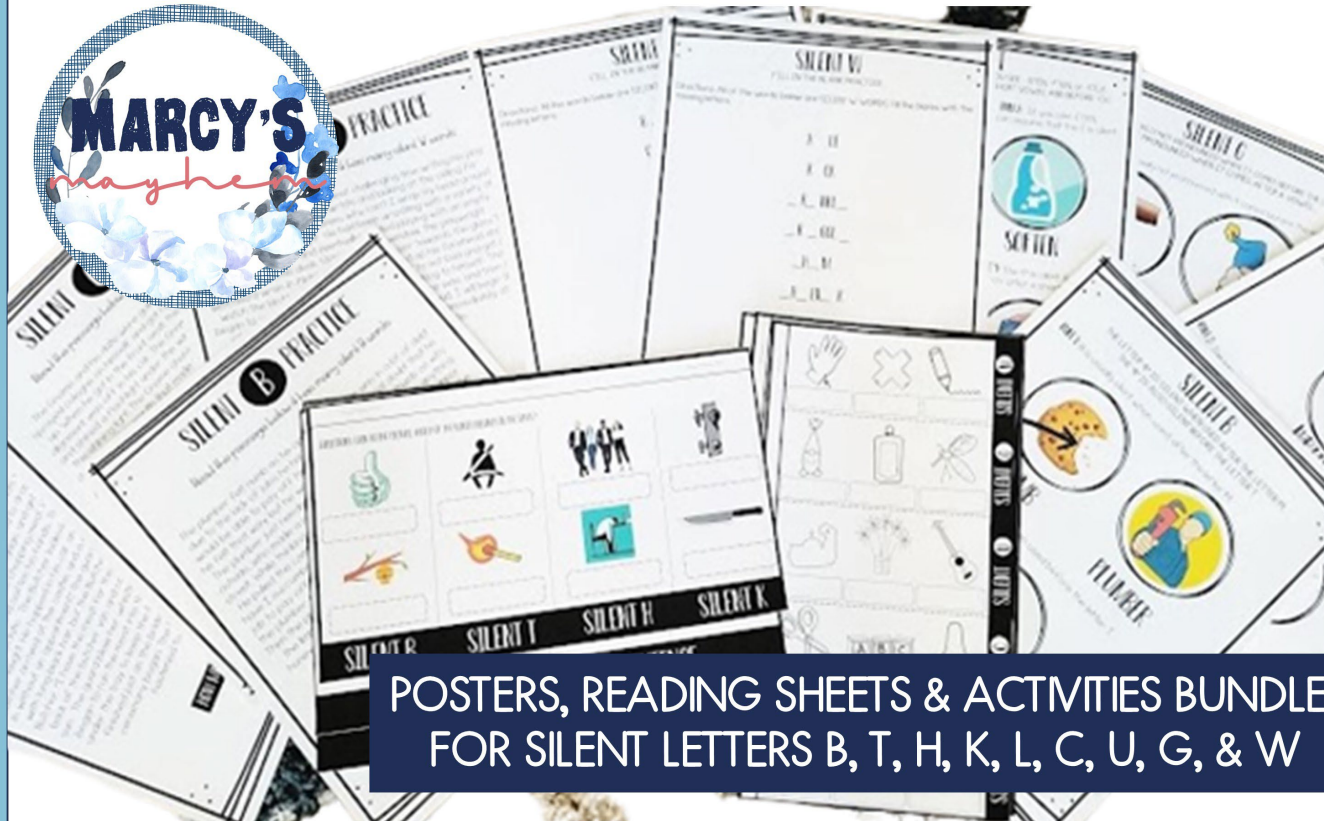


PHONICS

silent letter practice



POSTERS, READING SHEETS & ACTIVITIES BUNDLE FOR SILENT LETTERS B, T, H, K, L, C, U, G, & W

- Teach phonics silent letters B, T, H, K, L, C, U, G & with NO PREP!
- Everything inside for teachers to introduce the skill, have students practice and check for student understanding.

What's included?

- 9 Silent letter posters (introduce skill)
- 2 Silent letter folding booklet (students can complete and use as a reference)
- 9 Silent letter reading passages (additional students practice)
- 9 Decoding worksheets (check for understanding)

9 Silent letter posters- Each poster consists of the silent letter rule, example, and pictures of the words.



Use these posters to introduce the rule and show students an example.

You can show these posters in whole groups, small groups, homeschool tutorials & more.

Hang the poster or create an anchor chart so the students can use it as a reference when needed.

9 Silent letter reading passages- Each letter has a short story filled with words that use the silent letter. Students can read and highlight the word. An answer key is provided for the teacher to see the examples easily.

SILENT B PRACTICE
Read the passage below it has many silent B words.

SILENT H PRACTICE
Read the passage below it has many silent H words.

SILENT W PRACTICE
Read the passage below it has many silent W words.

SILENT K PRACTICE
Read the passage below it has many silent K words.

SILENT T PRACTICE
Read the passage below it has many silent T words.

SILENT G PRACTICE
Read the passage below it has many silent G words.

SILENT L PRACTICE
Read the passage below it has many silent L words.

SILENT U PRACTICE
Read the passage below it has many silent U words.

SILENT C PRACTICE
Read the passage below it has many silent C words.

YOU SEE THAT HAVE THE SILENT ?

HOW MANY WORDS DO YOU SEE THAT HAVE THE SILENT ?



SILENT H PRACTICE
Read the passage below it has many silent H words.

The mechanic was exhausted. He had been working and going to school at the same time. While he was working his day job, he went to school to learn the technical side of engines. The technology of these days honestly was very complex, and it sometimes gave the mechanic a headache. The mechanic thought he was finally getting his rhythm of balancing the two activities when he noticed a test coming up. The mechanic stayed up until all hours of the night studying and might have accidentally fallen asleep on his books. He began dreaming of a ghost riding on a rhino while an orchestra played. The echo of the rhino's feet and the chaos of the dream woke up the mechanic. When the mechanic woke up, he noticed that he was late for work. His stomach was rumbling. I will grab food on the way to work, he thought. He threw on his white shirt and a pair of khaki pants and headed out the door.

HOW MANY WORDS DO YOU SEE THAT HAVE THE SILENT H?

EASY FOR THE TEACHER TO GRADE!

9 Decoding practice worksheets- A list of words using the silent letter. Students can decode the word. An answer key is provided for the teacher to see the examples easily.

SILENT H
FILL IN THE BLANK PRACTICE
Directions: All the words below are SILENT H WORDS. Fill the blanks with the missing letters.

SILENT G
FILL IN THE BLANK PRACTICE
Directions: All the words below are SILENT G WORDS. Fill the blanks with the missing letters.

SILENT B
FILL IN THE BLANK PRACTICE
Directions: All the words below are SILENT B WORDS. Fill the blanks with the missing letters.

SILENT C
FILL IN THE BLANK PRACTICE
Directions: All the words below are SILENT C WORDS. Fill the blanks with the missing letters.

SILENT U
FILL IN THE BLANK PRACTICE
Directions: All the words below are SILENT U WORDS. Fill the blanks with the missing letters.

SILENT W
FILL IN THE BLANK PRACTICE
Directions: All of the words below are SILENT W WORDS. Fill the blanks with the missing letters.

H__LE
R__CK
__R__NKL__
__R__GGL__
__H__M
__H__EV__R
PL__Y__RIGHT
__R__PP__R
__R__T__

SILENT K
FILL IN THE BLANK PRACTICE
Directions: All of the words below are SILENT K WORDS. Fill the blanks with the missing letters.

__N__EL
__N__W
__N__CWL__DG__
__N__CKL__
__N__B
__N__LL
__N__CK
__N__D
__N__PS__CK

LEAG__
G__LTY
G__ST
G__LD
G__RD
G__SS
G__ST
TON__E
G__RANTEE

SILENT W
FILL IN THE BLANK PRACTICE
Directions: All of the words below are SILENT W WORDS. Fill the blanks with the missing letters.

ANSWER KEY

WHOLE
WRACK
WRINKLE
WHOM
WHOEVER
PLAYWRIGHT
WRAPPER
WROTE

MARCY'S
mayhem

EASY FOR THE
TEACHER TO
GRADE!

2 Silent letter folding booklet- As seen in the preview, students will show their knowledge of each silent letter. The tabs include word matching, using words in a sentence, & picking the correct word. *The folding booklet can be glued into a composition notebook and used as a study guide or for reference when needed.*









DIRECTIONS: CIRCLE OR HIGHLIGHT THE WORD THAT HAS THE CORRECT SILENT LETTER IN EACH SENTENCE.

SILENT B	SILENT T	SILENT H	SILENT K
1. After many attempts, I will _____ to the fact that I can not do it.	1. Coach told me to _____.	1. The song had great _____.	1. I _____ I was right.
Comb Debt Numb	hustle husle	rhythm rythm	new knew
2. The change in paint color is very _____.	2. The house had a high _____.	2. The school had a blue and red color _____.	2. The _____ was pulled tight.
suttle subtle	mortgage morgage	scheme skeme	not knot
3. My foot went _____ while I was sitting still.	3. The leaves will _____ in the wind.	3. I will be _____ with you.	3. Your head is full of _____.
nube numb	rutssel rustle	honest onest	knowledge nowledge
4. The tree had a fallen _____.	4. The cake with _____ as it sits overnight.	4. We used _____ paint.	4. I have a _____ for this.
lim limb	moisten moten	wite white	
5. I will _____ the mountain.	5. The butter _____ as it sits on the counter.	5. _____ are you here?	
clime climb	soffen soften	why wi	

DIRECTIONS: SOUND OUT EACH OF THE WORDS IN THE BOX BELOW. THEN USE EACH OF THE WORDS IN A SENTENCE.

SILENT B	SILENT T	SILENT H	SILENT K
Comb Debt Numb	Christmas Glisten Bustle Castle	Whether Why Hour Historic	Know Knapsack Knuckle Knitting

DIRECTIONS: LOOK AT THE PICTURE. WHICH OF THE WORDS BELONGS IN THE SPACE?

SILENT B	SILENT T	SILENT H	SILENT K
			
			
Humans	Thumb	Match	Honeycomb
Fasten	Knob	Exhausted	Knife


USE SILENT LETTER

Directions: Cut out each of the words. Glue in the correct space above.

ANSWER KEY DIRECTIONS: CIRCLE OR HIGHLIGHT THE WORD THAT HAS THE CORRECT SILENT LETTER IN EACH SENTENCE.

SILENT B	SILENT T	SILENT H	SILENT K
1. After many attempts, I will _____ to the fact that I can not do it. succumb succome	1. Coach told me to _____. hustle husle	1. The song had great _____. rhythm rythm	1. I _____ I was right. new knew
2. The change in paint color is very _____. suttle subtle	2. The house had a high _____. mortgage morgage	2. The school had a blue and red color _____. scheme skeme	2. The _____ was pulled tight. not knot
3. My foot went _____ while I was sitting still. nube numb	3. The leaves will _____ in the wind. rutssel rustle	3. I will be _____ with you. honest onest	3. Your head is full of _____. knowledge nowledge
4. The tree had a fallen _____. lim limb	4. The cake with _____ as it sits overnight. moisten moten	4. We used _____ paint. wite white	4. I have a _____ for this.
5. I will _____ the mountain. clime climb	5. The butter _____ as it sits on the counter. soffen soften	5. _____ are you here? why wi	

WHICH SILENT LETTER IS CORRECT?



THE ANSWER KEY FOR ALL PAGES IS INCLUDED IN THIS RESOURCE.

ADDITIONAL PRACTICE- STUDENTS CAN WORK INDEPENDENTLY OR WITH PARTNERS TO COMPLETE.



PICTURE OF SECOND FOLDING BOOKLET- As seen in the preview, students will show their knowledge of each silent letter. The tabs include word matching, using words in a sentence, & picking the correct word. *The folding booklet can be glued into a composition notebook and used as a study guide or for reference when needed.*

SILENT W

Directions: Use the word bank below to fill in the spaces with the correct word. Cross out the word once you use it.

SILENT G

Directions: Read the word in the first line of each space. Fill in the rest of the sentence with the correct word.

1. I took the _____

2. There was a horrible _____

3. The worn _____ to a _____

SILENT U

Directions: Use the words provided below to complete each of the sentences.

1. I could only see the _____ of the person in the dark.

2. I didn't know the answer, so I made a _____

3. The _____ of the house was beautiful.

SILENT C

Directions: Use the words provided below to complete each of the sentences.

1. The classroom had _____ lights.

2. I love doing experiments in _____ class.

3. Both sides of my family has African _____

SILENT L

Directions: Use the words provided below to complete each of the sentences.

1. You _____ follow the rules.

2. Remain _____ in an emergency.

3. The center of an egg is called the _____



SILENT W

Directions: Use the word bank below to fill in the spaces with the correct word. Cross out the word once you use it.

wrist wrong wrote

SILENT G

Directions: Read the word in the first line of each space. Fill in the rest of the sentence with the correct word.

1. I took the _____

2. There was a horrible _____

3. The worn _____ to a _____

SILENT U

Directions: Use the words provided below to complete each of the sentences.

1. I could only see the _____ of the person in the dark.

2. I didn't know the answer, so I made a _____

3. The _____ of the house was beautiful.

SILENT C

Directions: Use the words provided below to complete each of the sentences.

1. The classroom had _____ lights.

2. I love doing experiments in _____ class.

3. Both sides of my family has African _____

SILENT L

Directions: Use the words provided below to complete each of the sentences.

1. You _____ follow the rules.

2. Remain _____ in an emergency.

3. The center of an egg is called the _____

ANSWER KEY

Directions: Read the word in the first line of each space. Draw a line to the word that is the synonym for that word.

Sword	Wrinkle	Wrestle
Blade	Scuffle	Crease
Gnat	Sign	Foreign
Autograph	Growl	Unfamiliar
Disguise	Circuit	Guest
Visitor	Costume	Route
Descend	Scenario	Crescent
Scene	Curve	Go down
Almond	Calf	Psalm
Nut	Baby cow	Hymn

THE ANSWER KEY FOR ALL PAGES IS INCLUDED IN THIS RESOURCE.

 ADDITIONAL PRACTICE- STUDENTS CAN WORK INDEPENDENTLY OR WITH PARTNERS TO COMPLETE.