


PHONICS

silent letter practice



POSTERS, READING PASSAGES & ACTIVITIES
TEACH SILENT LETTERS L, C, U, G, & W

This resource has posters, activities, and reading practice to introduce and reinforce SILENT LETTERS B, T, H, & K.

What's included?

- 4 Silent letter posters
- 4 Silent letter reading passages
- 4 Decoding practice worksheets
- 1 Silent letter folding booklet

5 Silent letter posters- Each poster consists of the silent letter rule, example, and picture.



Use these posters to introduce the rule and show students an example.

You can show these posters in whole groups, small groups, homeschool & tutorials.

Hang the poster or create an anchor chart so the students can use it as a reference when needed.

5 Silent letter reading passages- Each letter has a short story filled with words that use the silent letter. Students can read and highlight the word. *An answer key is provided for the teacher to see the examples easily.*

SILENT W PRACTICE

Read the passage below it has many silent W words.

The playwright was...
He sat in his chair...
ideas. It only ne...
this whole play...
ideas all after...
wrapper on...
watched a wrer...
watch the bird...
began to write...
of his seat...
playwright had...
dawned on him...
play with a swa...
d

SILENT G PRACTICE

Read the passage below it has many silent G words.

The Gnome and his date were going to go to...
sprayed cologne on himself and got right in his...
up. When he got in the front seat, the Gnome...
alignment was off in his car. The Gnome had to...
and shined a flashlight under the vehicle. A gn...
the shining light. The Gnome shoed the gn...
dust flew in his mouth that made the Gnome...
fixed his car, and he drove to get his date. C...
had. A fo...
While th...
was signif...
he food...
arled in...
ne thoug...
and the...
be a mir...
hecked in...
ed the w...
apprecia...
hem.

SILENT U PRACTICE

Read the passage below it has many silent U words.

The builder sat eating a biscuit and reading an antique catalogue. He was trying to find out how to fix a circuit for the guest. A colleague suggested he look in the catalogue, but the contents were vague. "I guess that I will try to find another guide to help me fix this," the builder muttered. The builder decided that he would have to fix the circuit another day because his guitar league was meeting and was supposed to dress in disguise for their performance tonight. The builder started to feel guilty for not helping his guest, so he called his friend builder to come by and help. While the builder was waiting for his friend to show up, he passed the guard who had just burned his tongue on some hot coffee. The guard told the builder that he was very fatigued and brewed some coffee to wake himself up. The builder had been in the same situation as the guard before. "I think my friend went rogue," the builder told the guard. Thankfully, the builder's friend showed up a few minutes later.

SILENT L PRACTICE

Read the passage below it has many silent L words.

The farmer and his calf walked down the sidewalk on a calm afternoon. They were looking for a bite to eat. The farmer and the calf passed some children drawing with chalk on the sidewalk, a bunch of people playing folk music, and a store that sold lip balm.

The scientist was so excited to get to his lab that he accidentally locked his keys in his car. He barely acknowledged anyone when he got to work because he was fascinated by the scenario. The scientist sat under the fluorescent lights of his lab, remembering that his friend had been acquitted. The results of the experiment could set him free. The scent of cleanliness filled the air as he developed this scene for his experiment. The scientist knew that it would take discipline to perform the experiment correctly, but his conscience told him that it would be worth it. The scientist went to get the materials from the closet but noticed that something was blocking the door. Good thing he had huge muscles to move the random stuff. He moved everything, including a hockey puck, and then grabbed some scissors and a crescent wrench to begin the experiment.

SILENT C PRACTICE

Read the passage below it has many silent C words.

SEE THAT I

HOW MANY WORDS DO YOU SEE THAT HAVE THE SILENT C?



SILENT H PRACTICE

Read the passage below it has many silent H words.

The mechanic was exhausted. He had been working and going to school at the same time. While he was working his day job, he went to night school to learn the technical side of engines. The technology of cars these days honestly was very complex, and it sometimes gave the mechanic a headache. The mechanic thought he was finally getting his rhythm of balancing the two activities when he noticed a test coming up. The mechanic stayed up until all hours of the night studying and must have accidentally fallen asleep on his books. He began dreaming of a ghost riding on a rhino while an orchestra played. The sound of the rhino's feet and the chaos of the dream woke up the mechanic. When the mechanic woke up, he noticed that he was late for work. His stomach was rumbling. I will grab food on the way to work, he thought. He threw on his white shirt and a pair of khaki pants and headed out the door.

HOW MANY WORDS DO YOU SEE THAT HAVE THE SILENT H?

EASY FOR THE TEACHER TO GRADE!

5 Decoding practice worksheets- A list of words using the silent letter. Students can decode the word. An answer key is provided for the teacher to see the examples easily.

SILENT L
FILL IN THE BLANK PRACTICE

Directions: All the words below are SILENT L WORDS. Fill the blanks with the missing letters.

WA _ _
STA _ _
_ _ MOND
C _ _ M
P _ _ M

SILENT G
FILL IN THE BLANK PRACTICE

Directions: All the words below are SILENT G WORDS. Fill the blanks with the missing letters.

_ N _ T
_ N _ SH
FOR _ T _ N
R _ I _ N
_ N _ W
_ N _ RL
D _ SI _ N
B _ NI _ N
R _ SI _ N

SILENT C
FILL IN THE BLANK PRACTICE

Directions: All the words below are SILENT C WORDS. Fill the blanks with the missing letters.

BLO _ _

SILENT W
FILL IN THE BLANK PRACTICE

Directions: All of the words below are SILENT W WORDS. Fill the blanks with the missing letters.

H _ LE
R _ CK
_ R _ NKL _
_ R _ GGL _
_ H _ M
_ H _ EV _ R
PL _ Y _ RIGHT
_ R _ PP _ R
_ R _ T _

SILENT W
FILL IN THE BLANK PRACTICE

Directions: All of the words below are SILENT W WORDS. Fill the blanks with the missing letters.

VCE
D
LE
TE

G _ _ RD
G _ _ SS
G _ _ ST
TON _ _ E
G _ _ RANTEE



SILENT W
FILL IN THE BLANK PRACTICE




Directions: All of the words below are SILENT W WORDS. Fill the blanks with the missing letters.

ANSWER KEY

WHOLE
WRACK
WRINKLE
WHOM
WHOEVER
PLAYWRIGHT
WRAPPER
WROTE




EASY FOR THE
TEACHER TO
GRADE!

1 Silent letter folding booklet- As seen in the preview, students will show their knowledge of each silent letter. The tabs include word matching, using words in a sentence, & picking the correct word. *The folding booklet can be glued in a composition notebook and used as a study guide.*




SILENT W

Directions: Use the word bank below to fill in the spaces with the correct word. Cross out the word once you use it.



SILENT W

Directions: Read the word in the first line of each space. Write the word in the space below to the right.

SILENT W

Directions: Read the word in the first line of each space. Write the word in the space below to the right.



SILENT G

Directions: Use the words provided below to complete each of the sentences.

1. When the stars _____ constellations are formed.

2. The kids _____ on the turkey leg.

3. Turn off the _____ when you leave the room.



SILENT U

SHOULD
DESCENT
DESIGN
LIGHT
WRIGGLED
CALM
FLUORESCENT
GUESS
SILHOUETTE
WRAPPER
GNAWED
WRECK
ALIGN

1. I could only see the _____ of the person in the dark.

2. I didn't know the answer, so I made a _____.

3. The _____ of the house was beautiful.



SILENT C

Cross out the word once you use it.

1. The classroom had _____ lights.

2. I love doing experiments in _____ class.

3. Both sides of my family has African _____.

SILENT L

Cross out the word once you use it.

1. You _____ follow the rules.

2. Remain _____ in an emergency.

3. The center of an egg is called the _____.


SILENT W




SILENT G

SILENT U

SILENT C




SILENT L






SILENT W

Directions: Read the word in the first line of each space. Draw a line to the word that is the synonym for that word.



SILENT G

Directions: Read the word in the first line of each space. Draw a line to the word that is the synonym for that word.



SILENT U

Directions: Read the word in the first line of each space. Draw a line to the word that is the synonym for that word.

SILENT C

Directions: Read the word in the first line of each space. Draw a line to the word that is the synonym for that word.

SILENT L

Directions: Read the word in the first line of each space. Draw a line to the word that is the synonym for that word.

SILENT W

SILENT G

SILENT U

SILENT C

SILENT L

THE ANSWER KEY FOR ALL PAGES IS INCLUDED IN THIS RESOURCE.

ADDITIONAL PRACTICE- STUDENTS CAN WORK INDEPENDENTLY OR WITH PARTNERS TO COMPLETE.