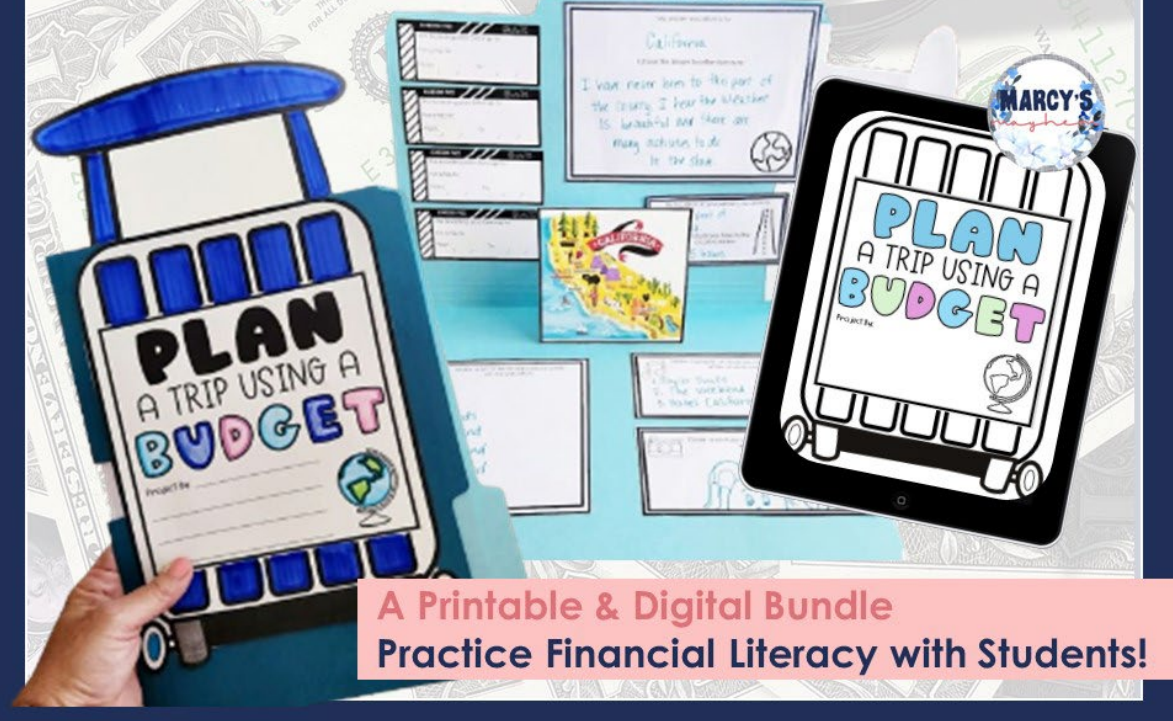


BUDGET

Plan a Trip - Real World Math Worksheets Bundle




A Printable & Digital Bundle
Practice Financial Literacy with Students!

This math PBL project-based learning activity uses a variety of worksheets to teach students about budgeting money. Use this resource to teach your students about money and personal finance in 4th, 5th, 6th, and 7th grade students. Students will learn about budgeting by planning a vacation with this real-life scenario math project. This product contains *printable* and *digital* versions (Google Slides).

What's included?

- ❁ File Folder suitcase with step-by-step instructions for students
- ❁ Digital copy using Google Slides
- ❁ Budget planning instructions
- ❁ File folder cover
- ❁ Brainstorming lists
- ❁ Instructions on planning a vacation, from buying appropriate clothing, travel costs, lodging, eating out, etc.
- ❁ Numerous planning pages
- ❁ Reflection pages
- ❁ Total cost sheets
- ❁ Rubrics for easy grading (students & teacher)
- ❁ Maps
- ❁ Postcard writing
- ❁ & more!

STEP-BY-STEP INSTRUCTIONS- Students create a file folder suitcase to hold their project.





This BEST-SELLING resource is a fun way for students to understand the skills of budgeting money.

Includes PRINTABLE & DIGITAL VERSIONS

This resource is a project-based learning activity that requires minimal teaching. Just explain the pages daily and let the students do the research!

Incorporate technology in the classroom.

Let students work on this project while the teacher can work with small groups. It also makes a great early finisher activity.

A FUN WAY TO TEACH REAL-WORLD MATH!





Incorporate writing with the several reflection pages and postcard writing.

Students can plan a dream vacation to go anywhere in the world.

REFLECTION PAGE

1. Were you able to stick within budget for this project?

2. What was the most challenging part of this project?

3. What was the least challenging part of this project?

4. How do you think this project has helped you?

5. How do you think this project may be helpful to others?

Rubric for Daily Participation

Date/Score					
Student Name					

Student rating page

😊 Name: _____

Group Member Name	What grade would you give them for participation?	What grade would you give them for research and presentation?


MY VACATION

Name(s): _____

The place you will be visiting is: _____

Draw or paste a picture of the destination you are visiting.

What is the first thing you will do when you get there?



BACK OF POSTCARD

Rubric for Presentation

Group Members _____

	Points Earned	Points Possible
Project was complete and accurate		20
Presentation		20
Prepared for Presentation		20
The trip was well planned		20
Student participation		20
Total		100

See some of the reviews.



★★★★★ Extremely satisfied

My students loved this project based learning project at the end of the year. I wanted to do something fun with them that allowed them to learn real life budgeting skills. They loved it.

Students used with

6th grade

Primarily students with learning difficulties, on the autism spectrum, and with mild to severe disabilities

Students were engaged



★★★★★ Extremely satisfied


This was an incredible end-of-the-year resource to use to help the students stay sharp in their math abilities and review everything they'd learned from the year. Also, it allowed them to dream a little which is always good!

Students used with

5th grade

Primarily students with learning difficulties, and that are emerging bilinguals/ ELs/ ESOLs/ ENLs

Students were engaged




★★★★★ Extremely satisfied

My students loved this activity! They enjoyed finding a location and trying to fit a vacation within their budget! I used this activity at the end of the year when we needed something fun and engaging!

Students used with

7th grade

Students were engaged




★★★★★ Extremely satisfied

The kids have had the best time trying to find cheap flights, hotels, and renting cars. What an eye opener on the cost of vacations!

Students used with

5th, 6th grades

Students were engaged



↩ Reply

👍 Helpful (1)



Teachers should plan 1-2 weeks for students to complete this project (depending on class time).

If the lesson needs to be shortened, take out pages of this resource.

To lengthen the project, have students present their vacation to the class.

Check out these other FUN PBL projects
CLICK ON THE PICTURES BELOW 🖱️

PROJECT BASED LEARNING

BACK TO SCHOOL
PLAN: Learning a Budget
UPPER ELEMENTARY & MIDDLE SCHOOL STUDENTS

MATH PBL BUNDLE INCLUDES BEST-SELLING RESOURCES!

Students stay on a budget & research.

This graphic features a collage of educational materials including a 'Back to School' sign, a 'Plan: Learning a Budget' worksheet, and a 'Plan a Trip Using a Budget' worksheet. A red circular badge highlights that it is a 'Math PBL Bundle' including 'best-selling resources'. The text indicates it is for 'Upper Elementary & Middle School Students' and that 'Students stay on a budget & research.'

RV TRIP
on a budget

PLAN A ROAD TRIP
FUN PROJECT BASED LEARNING ACTIVITY

This graphic shows a white RV parked on a road. Behind the RV are several budgeting worksheets. A 'Marcy's' logo is visible in the bottom left corner. The text 'Plan a Road Trip' and 'Fun Project Based Learning Activity' is at the bottom.

BUDGET \$

A REAL-WORLD MATH PROJECT

TEACH KIDS FINANCIAL LITERACY WITH THESE BUDGETING WORKSHEETS FOR 5th, 6th, 7th GRADERS

This graphic displays a collection of budgeting worksheets on a wooden surface. One worksheet is titled 'My Balanced Budget Dream Life' and features a piggy bank illustration. A red circular badge contains the text: 'Teach kids financial literacy with these budgeting worksheets for 5th, 6th, 7th graders'. A 'Marcy's' logo is in the top right.

PLAN A TRIP on a **BUDGET**

PLAN A TRIP on a budget
DIGITAL PLAN A TRIP using a budget

Printable & Digital

This graphic shows a printed worksheet on the left and a digital version on a tablet on the right. The printed version is titled 'Plan a Trip on a Budget' and includes sections for 'Product Search Learning', 'Learn a Budget', and 'Travel Responsibly'. The digital version is titled 'Digital Plan a Trip using a budget'. The text 'Printable & Digital' is written in a cursive font at the bottom.